



**City Of Whitehorse  
2014-2016  
Operating Budget Package  
January 13, 2014**

# **TABLE OF CONTENTS**

**1. Important Dates and Contacts**

**2. Mayor's Budget Address**

**3. 2014 Operating Budget Highlights**

**4. Where does your dollar go?**

**5. Bylaws**

- **Bylaw 2014-01 Operating Budget**
- **Bylaw 2014-03 Tax Levy**
- **Bylaw 2014-02 Fees and Charges**

**6. 2014-2017 Capital Budget Summary**

## **1) Important Dates and Contacts**

## **Important Dates**

**January 13, 2014 - 1<sup>st</sup> Reading of:**

- Bylaw 2014-01 Operating Budget
- Bylaw 2014-02 Fees & Charges
- Bylaw 2014-03 Tax Levy

**January 27, 2014 – Public Input night in Council Chambers 5:30 pm at City Hall**

**February 3, 2014 – Report on Public Input**

**February 10, 2014 – 2<sup>nd</sup> and 3<sup>rd</sup> Reading of:**

- Bylaw 2014-01 Operating Budget
- Bylaw 2014-02 Fees & Charges
- Bylaw 2014-03 Tax Levy

## **Contacts**

Public Input e-mail: [budgetinput@whitehorse.ca](mailto:budgetinput@whitehorse.ca)

Robert Fendrick, B. COMM., MPA, FCGA – Director of Corporate Services

- [robert.fendrick@whitehorse.ca](mailto:robert.fendrick@whitehorse.ca)
- Phone (867) 334-2122

Valerie Anderson, CGA – Manager, Financial Services

- [valerie.anderson@whitehorse.ca](mailto:valerie.anderson@whitehorse.ca)
- Phone (867) 336-0011

Lindsay Schneider – Budget/Internal Audit Specialist

- [lindsay.schneider@whitehorse.ca](mailto:lindsay.schneider@whitehorse.ca)
- Phone (867) 334-3404

## **2) Mayor's Budget Address**

# **Mayor's Budget Address**

## **Finding Balance and Delivering City Services**

Mayor Dan Curtis, January 13, 2014

### **Introduction**

Good evening colleagues, and ladies and gentlemen with us tonight in Council chambers. It's my pleasure to table the proposed Operating Budget for 2014, and the provisional budgets for 2015 and 2016.

Before I get started, I would like to thank Councillors for your contributions to this budget. And I thank our Senior Management Team and Finance Department for everything you have done to deliver this budget and City services.

Last month, Council approved a \$12.9 million Capital Budget. That budget focused on some key investments that will maintain our core infrastructure and sustainably develop critical new infrastructure.

The operating costs associated with the capital expenditures are included in this Operating Budget. They amount to \$173,000 in 2014.

We passed the Capital Budget sooner than in previous years, giving more certainty for the business community and lots of time to prepare for the construction season.

Like the Capital Budget, this proposed Operating Budget will further the City's strategic priorities. It will support our efforts on a number of fronts.

Continue to strengthen economic development.

Make sure land development meets the needs of our community.

Work with our partners on affordable and sustainable housing solutions.

Planning for our parks and protected areas.

Recycle and compost more, and send less waste to the landfill.

All this is in addition to our ongoing efforts to deliver top quality services to Whitehorse citizens. This includes clean drinking water, fire protection, transit, recreation facilities and programs, to name a few.

Services like these make our city a fabulous place to live, work and play.

## **Finding Balance**

This budget is a good news budget – it is about finding the right balance between costs and services.

Balancing services for residents and businesses.

Balancing costs to taxpayers and ratepayers.

Snow clearing this winter is a good example of this balancing act. Many people would like us to clear the streets faster, but this would increase costs and taxes. So we're trying to find the right balance between service levels and costs to taxpayers.

We are presenting a balanced budget because it's important to live within our means. The proposed budget is moving towards our goals in a way that is fiscally responsible.

The total Operating Budget for 2014 is \$68.5 million. Much of this is invested right here in our community, in our people, and in local goods and services.

I believe this budget will continue the work we have done during the past year. And it will help us create an even cleaner, greener, safer and more active city.

Our small, capital City is growing, we recently surpassed 28,000 people here in Whitehorse. This growth has many benefits for our community and the people who choose to live here.

Through the Finance Committee we are enhancing the City's connection to the community, including businesses.

We have a healthy land supply with strong opportunities for residential and commercial development. This has recently helped to stabilize the housing market.

Whitehorse has become a regional hub that is connected to BC, Alberta by three airlines, and soon Air North will connect us directly to Yellowknife and Ottawa.

The enhanced Transit service is being maintained.

We are fortunate to have a strong, vibrant business community and we've seen some growth and new investment from Northern Vision Development, Booster Juice and in telecommunications.

Whitehorse is an exceptional place. We are fortunate to have tremendous business and employment opportunities, excellent recreation facilities, an exciting arts community and wilderness at our doorstep.

### **Funding City Operations**

About half of the Operating Budget is funded through taxes.

We will hold taxes to a modest 1.7% increase in 2014. The lowest we've seen in 10 years.

The average homeowner will pay \$41 more in taxes. That's about 80 cents a week.

The average business will pay an extra \$224 in taxes, or about \$4.30 per week.

The Canadian Federation of Independent Business found that our residential to non-residential tax rate compares favourably with other communities, and is very good for local businesses.

Your taxes help pay for roads, trails, fire protection, recreation facilities, parks, transit, planning, engineering and other operations that keep the City running.

Taxes in Whitehorse are lower than many other comparable municipalities. And our low tax increase will keep it that way.

We are making the best possible use of tax dollars, and we are working hard to keep taxes low.

We are doing the same for fees and charges for ratepayers.

The full cost of water and sewer services and waste collection are recovered only from the people who receive these services. This is about fairness.



We will phase in a necessary water and sewer rate increase of 4.7% in 2014 and 4.7% in 2015. This is first increase in 3 years, and we're spreading it over 2 years to minimize impacts on ratepayers.

Curbside waste and organic collection costs are rising and fees will go up \$1.30 per month for households with one green and one black cart.

This City aims to recover 50% of recreation program and facility costs from people who use these services. This is about balancing fairness, affordability and community benefits.

Parks rental fees and cemetery fees will increase by 1.5%. Pool rental fees will increase by 5%. Fees for recreation services will increase by 2%, this includes Canada Games Centre passes. New recreation fees come into effect in September to give groups time to prepare for the new rates.

We are also working hard to maintain services for Whitehorse citizens.

Half of the Operating Budget pays the City employees who deliver services.

The next biggest cost is materials and supplies that are needed to run City operations. We keep these costs as low as we can and we invest locally whenever possible.

Another big cost for the City is electrical, heating and fuel costs, and in the face of a 3.8% energy rate increase between October 2012 and 2013, these costs are beyond our control, just like homeowners and businesses who must budget for these things. That said, we are making energy efficiency improvements that save us money.

### **Choices for the Future**

We are putting \$13 million into the City's reserve funds. And 90% of the remaining \$68.5 million budget is spent locally and put right back into our community. The City is an important economic driver for Whitehorse.

The proposed tax increase does not keep pace with the City's rising expenses, so we have to make some tough choices to cut costs.

We are also continuing to look for efficiencies that can improve service delivery or save money.

The City will reduce planned spending by \$1 million in 2014.

We will achieve these cost savings by holding back on some new positions and initiatives, and keeping operational increases at a minimum.

The reductions mean that the City is doing the best it can with its resources, but is committed to keeping taxes low.

This is a belt-tightening budget. We are asking our employees to do more, with less. I am aware of how much hard work has been done by Administration to balance this budget and maintain services. Council knows it isn't easy and we appreciate the efforts.

And Council appreciates the contributions of City employees who deliver so many important services every single day. We are very fortunate to have such a professional and dedicated group of people working for the City.

## **Conclusion**

Tonight we are tabling the proposed 2014 to 2016 Operating Budget for public review and input.

This year we provided some new opportunities for citizens to get involved in the 2014 budget process.

And Whitehorse citizens responded. We heard some great ideas at the Budget Open House and in questionnaires and written submissions. Some people took the time to directly contact members of Council. We appreciate hearing your opinions.

I can tell you that we listened closely and we built a lot of great suggestions into this draft budget.

The 2014 Operating Budget will receive First Reading tonight. Second and Third Reading is scheduled for February 10th.

We invite citizens to attend our Public Input Night on January 27 to provide ideas and suggestions for the 2014 Operating budget.

We look forward to hearing from you.

Thank you.

### **3) 2014 Operating Budget Highlights**

# 2014 OPERATING BUDGET HIGHLIGHTS

## Finding Balance

- Total Operating Budget is \$68.5 million
- Over 90% of the 2014 expenditures will be invested locally

## Funding City Operations

- About half of the Operating Budget is funded through taxes
- Will hold taxes to a 1.7% increase in 2014, the lowest in 10 years
- The average homeowner will pay \$41 more in taxes, that's about 80 cents a week
- The average business will pay an extra \$224 in taxes, or about \$4.30 per week
- Water and sewer rates need to increase by 4.7% in 2014 and 4.7% in 2015, the first increase in 3 years and it is spread over 2 years to minimize impacts on ratepayers
- Curbside waste and organic collection costs will rise by \$1.30 per month for households with one green and one black cart
- Parks rental and cemetery fees will increase by 1.5% and pool rental fees will go up 5%
- Fees for recreation services, including Canada Games Centre passes, will increase by 2%

## Services for Citizens

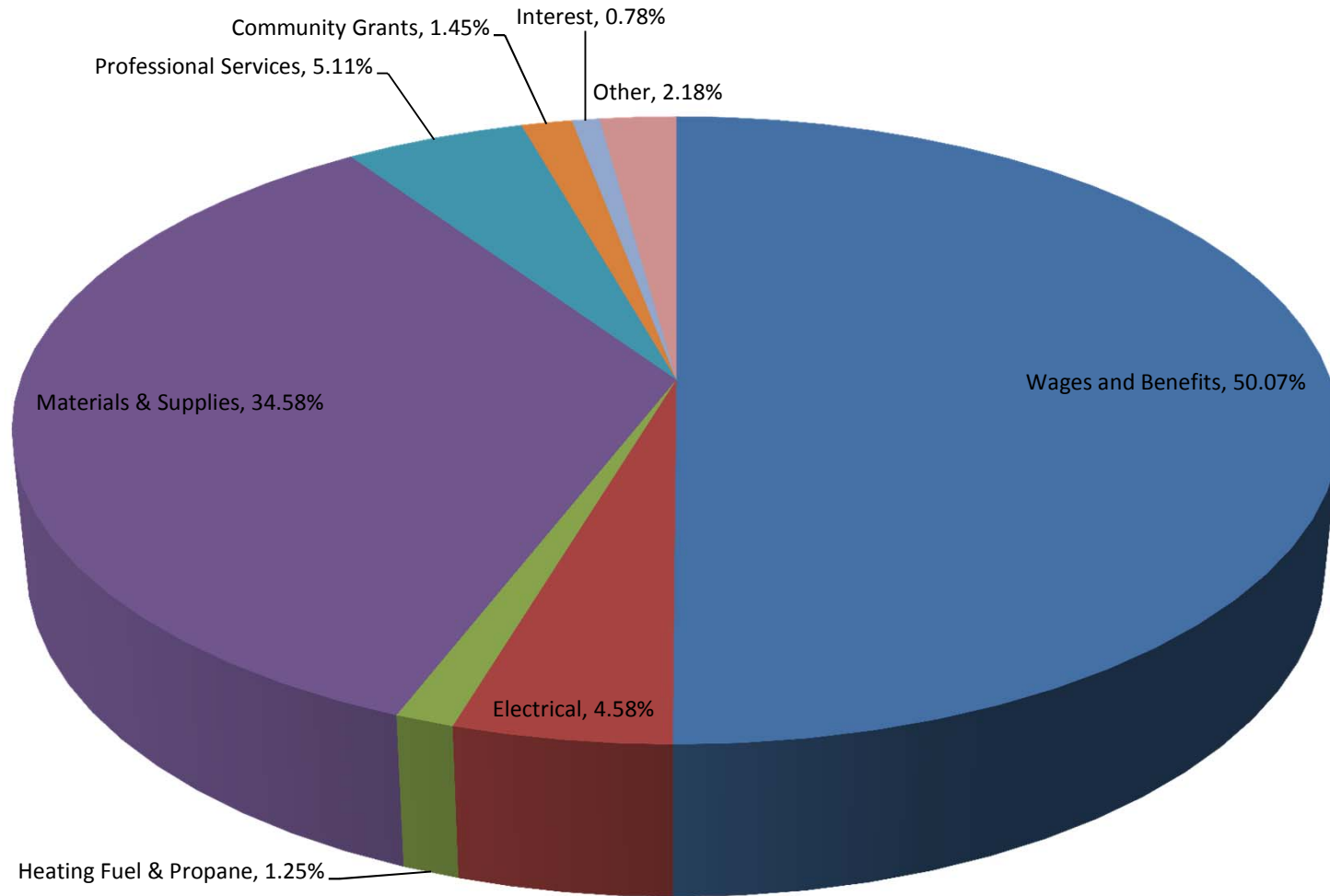
- Half of the Operating Budget pays the City employees who deliver services
- Taxes help pay for roads, trails, fire protection, recreation facilities, parks, transit, planning, engineering and other operations that keep the City running
- Water and sewer and waste collection services are covered from the ratepayers who receive these services
- New recreation fees come into effect in September 2014 to give groups time to prepare for the new rates

## Choices for the Future

- The City will put \$13 million into City reserves
- City will reduce planned spending by \$1 million in 2014

Citizens are invited to provide input on the proposed Operating Budget. Written submissions can be emailed to [budgetinput@whitehorse.ca](mailto:budgetinput@whitehorse.ca).

## 2014 Operating Budget Expenses



- Wages and Benefits
- Electrical
- Heating Fuel & Propane
- Materials & Supplies
- Professional Services
- Community Grants
- Interest
- Other

## Analysis of taxes paid on a typical home

Year	Average Residential Assessment	Residential Mil Rate	Residential Mil Rate Nominal Change	Residential Mil Rate Percent Change	Residential Taxes	\$ Revenue Change on Average House	% Total General Tax Change History	Whitehorse Consumer Price Index History	% Change From Previous Year (CPI)
2016	\$ 203,785	1.148%	0.026%	2.32%	\$ 2,339	\$ 53	2.30%		
2015	\$ 203,785	1.122%	0.025%	2.28%	\$ 2,286	\$ 51	2.30%	-	-
2014	\$ 203,785	1.097%	-0.081%	-6.88%	\$ 2,236	\$ 41	1.70%	-	-
2013	\$ 186,308	1.178%	0.043%	3.79%	\$ 2,195	\$ 64	3.83%	123.6	1.60%
2012	\$ 187,711	1.135%	-0.092%	-7.47%	\$ 2,130	\$ 29	3.00%	121.1	1.90%
2011	\$ 171,301	1.227%	0.047%	4.00%	\$ 2,101	\$ 92	4.00%	118.8	2.80%
2010	\$ 170,362	1.179%	-0.014%	-1.14%	\$ 2,009	\$ 114	4.00%	115.5	1.90%
2009	\$ 158,901	1.193%	0.046%	4.01%	\$ 1,896	\$ 100	4.00%	113.8	0.40%
2008	\$ 156,557	1.147%	-0.090%	-7.28%	\$ 1,796	\$ 155	7.50%	113.4	3.60%
2007	\$ 132,637	1.237%	0.054%	4.56%	\$ 1,641	\$ 82	5.00%	109.5	2.50%
2006	\$ 131,766	1.183%	-0.064%	-5.13%	\$ 1,559	\$ 21	2.00%	106.8	1.40%
2005	\$ 123,350	1.247%	0.024%	1.96%	\$ 1,538	\$ 53	2.00%	105.3	2.20%
2004	\$ 121,477	1.223%	0.024%	2.00%	\$ 1,486	\$ 43	2.00%	103.0	1.10%
2003	\$ 120,320	1.199%	0.000%	0.00%	\$ 1,443	\$ 10	0.00%	101.9	1.90%
2002	\$ 119,492	1.199%	-0.055%	-4.39%	\$ 1,433	\$ 36	2.00%	100.0	0.70%
2001	\$ 111,365	1.254%	0.000%	0.00%	\$ 1,397	\$ 1	0.00%	99.3	1.80%
2000	\$ 111,272	1.254%	-0.016%	-1.26%	\$ 1,395	\$ (18)	0.00%	97.5	2.30%
1999	\$ 111,308	1.270%	-0.005%	-0.39%	\$ 1,414	\$ 7	0.00%	95.3	1.10%
1998	\$ 110,336	1.275%	0.000%	0.00%	\$ 1,407	\$ 23	0.00%	94.3	1.00%
1997	\$ 108,533	1.275%	-0.125%	-8.93%	\$ 1,384	\$ 16	0.00%	93.4	2.30%
1996	\$ 97,669	1.400%	0.000%	0.00%	\$ 1,367	\$ 7	0.00%	91.3	1.60%
1995	\$ 97,169	1.400%	0.000%	0.00%	\$ 1,360	\$ (5)	0.00%		
1994	\$ 97,504	1.400%			\$ 1,365				

Note: Tax is before YG Home Owners' Grant / Credit of \$450.00 (\$500.00 Senior)

The average residential assessment is calculated as follows:  
 Total Assessment value of TAXABLE (i.e., not YG GIL or FED GIL)  
 property use RSC, RS1, RR1 & RS2 and divided by the number of properties

Info from Combined Property Class/Use Summary Report Provided by YG

Note: 2014, 2015 and 2016 are based on PRELIMINARY data

Note: As of the May 2007 CPI release, the CPI base year (the period for which the value 100 is assigned to the index) changed from 1992 to 2002. Therefore, data prior to 1996 cannot be compared (calculated on 10-year spreads)

2013 CPI is based on October to October data

## Analysis of Taxes Paid on Typical Non-Residential

Year	Average Non Residential Assessment	Non - Residential Rate	Non - Residential Mil Rate Nominal Change	Non - Residential Mil Rate Percent Change	Non - Residential Taxes	\$ Revenue Change on Average Non Res	% Total General Tax Change History	Whitehorse Consumer Price Index History	% Change From Previous Year (CPI)
2016	\$ 811,764	1.808%	0.041%	2.32%	\$ 14,677	\$ 333	2.30%	-	-
2015	\$ 811,764	1.767%	0.040%	2.32%	\$ 14,344	\$ 325	2.30%	-	-
2014	\$ 811,764	1.727%	-0.012%	-0.69%	\$ 14,019	\$ 224	1.70%	-	-
2013	\$ 793,283	1.739%	0.064%	3.83%	\$ 13,795	\$ 297	3.83%	123.6	1.60%
2012	\$ 805,906	1.675%	-0.009%	-0.56%	\$ 13,498	\$ 843	3.00%	121.1	1.90%
2011	\$ 751,331	1.684%	0.065%	4.00%	\$ 12,654	\$ 469	4.00%	118.8	2.80%
2010	\$ 752,445	1.619%	-0.019%	-1.13%	\$ 12,186	\$ 458	4.00%	115.5	1.90%
2009	\$ 715,965	1.638%	0.063%	4.00%	\$ 11,728	\$ (314)	4.00%	113.8	0.40%
2008	\$ 764,561	1.575%	0.058%	3.82%	\$ 12,042	\$ 872	9.50%	113.4	3.60%
2007	\$ 736,294	1.517%	0.066%	4.55%	\$ 11,170	\$ 532	5.00%	109.5	2.50%
2006	\$ 733,130	1.451%	-0.004%	-0.27%	\$ 10,638	\$ (171)	2.00%	106.8	1.40%
2005	\$ 742,842	1.455%	0.029%	2.03%	\$ 10,808	\$ 244	2.00%	105.3	2.20%
2004	\$ 740,822	1.426%	0.028%	2.00%	\$ 10,564	\$ 233	2.00%	103.0	1.10%
2003	\$ 739,001	1.398%	0.000%	0.00%	\$ 10,331	\$ (20)	0.00%	101.9	1.90%
2002	\$ 740,399	1.398%	0.011%	0.79%	\$ 10,351	\$ 510	2.00%	100.0	0.70%
2001	\$ 709,521	1.387%	0.000%	0.00%	\$ 9,841	\$ (37)	0.00%	99.3	1.80%
2000	\$ 712,206	1.387%	-0.018%	-1.28%	\$ 9,878	\$ (350)	0.00%	97.5	2.30%
1999	\$ 727,975	1.405%	-0.006%	-0.43%	\$ 10,228	\$ (156)	0.00%	95.3	1.10%
1998	\$ 735,943	1.411%	0.000%	0.00%	\$ 10,384	\$ 78	0.00%	94.3	1.00%
1997	\$ 730,396	1.411%	-0.139%	-8.97%	\$ 10,306	\$ (69)	0.00%	93.4	2.30%
1996	\$ 669,328	1.550%			\$ 10,375		0.00%	91.3	1.60%

The average non- residential assessment is calculated as follows:

Total Assessment value of TAXABLE, YG GIL, and FED GIL Non-residential property use CH, CMC, CMH, CML, CMS, INS, MHI, MSI, PRC, QRY, CR and divided by the number of properties

Info from Combined Property Class/Use Summary Report Provided by YG

Note: 2014, 2015, and 2016 are based on PRELIMINARY data

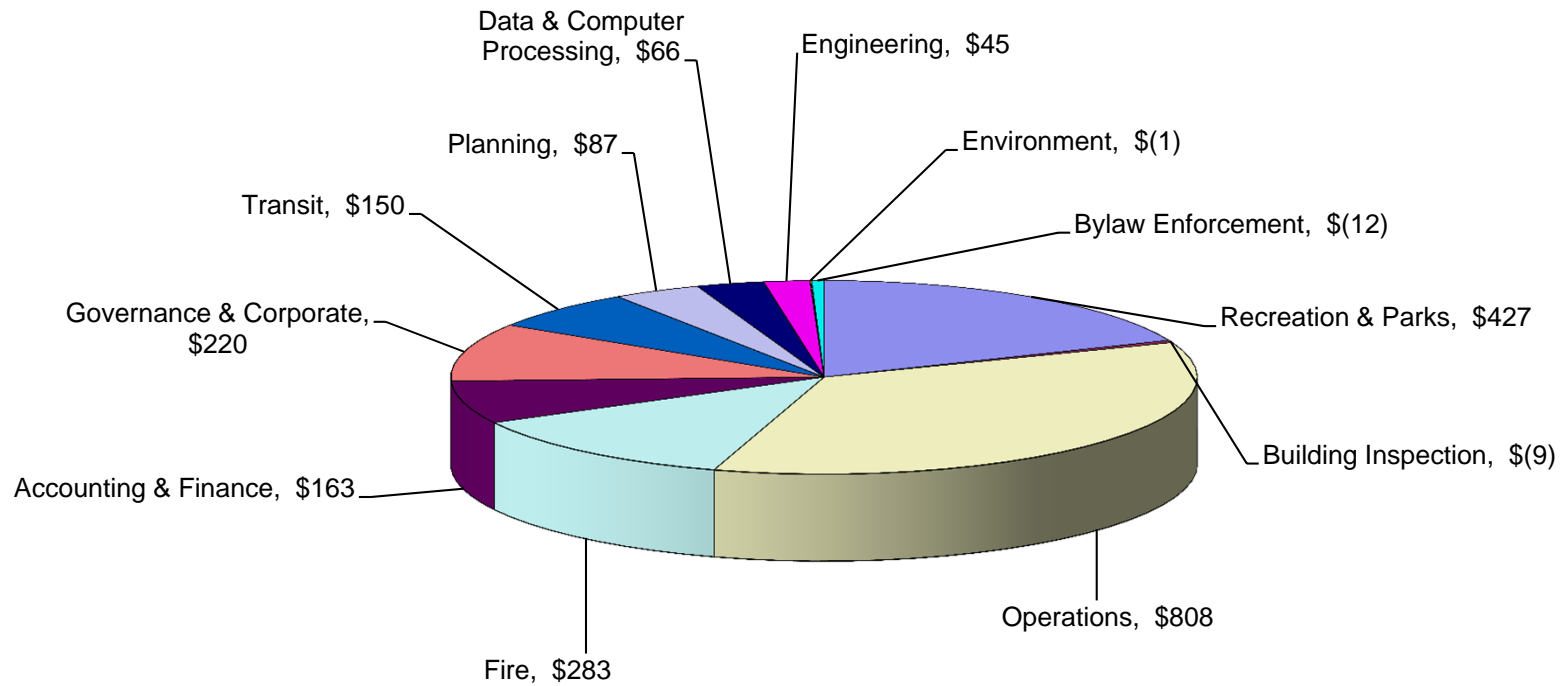
Note: As of the May 2007 CPI release, the CPI base year (the period for which the value 100 is assigned to the index) changed from 1992 to 2002. Therefore, data prior to 1996 cannot be compared (calculated on 10-year spreads)

2013 CPI is based on October to October data

**4) Where does your dollar go?**

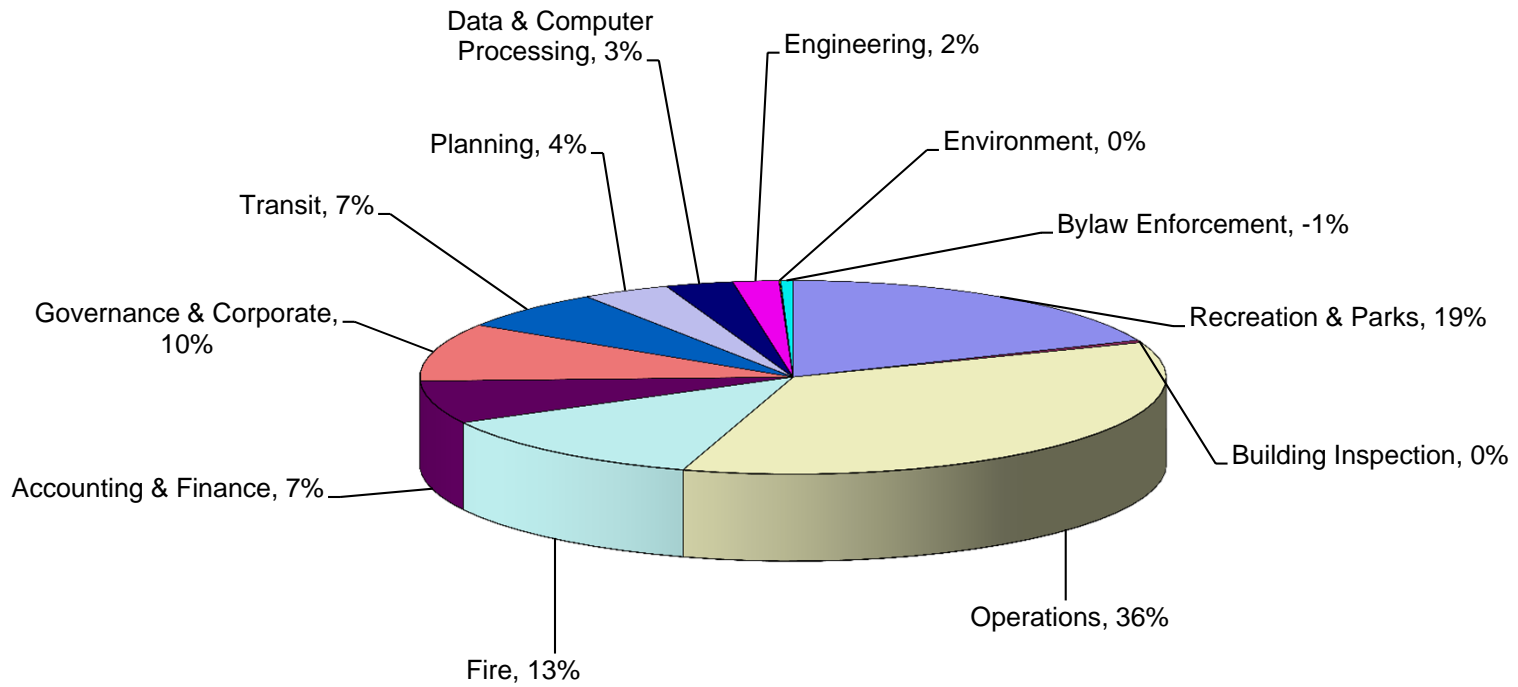


## Where Does Your Dollar Go? 2014 Residential Average Tax of \$2,227 (Net Department Operating Costs)



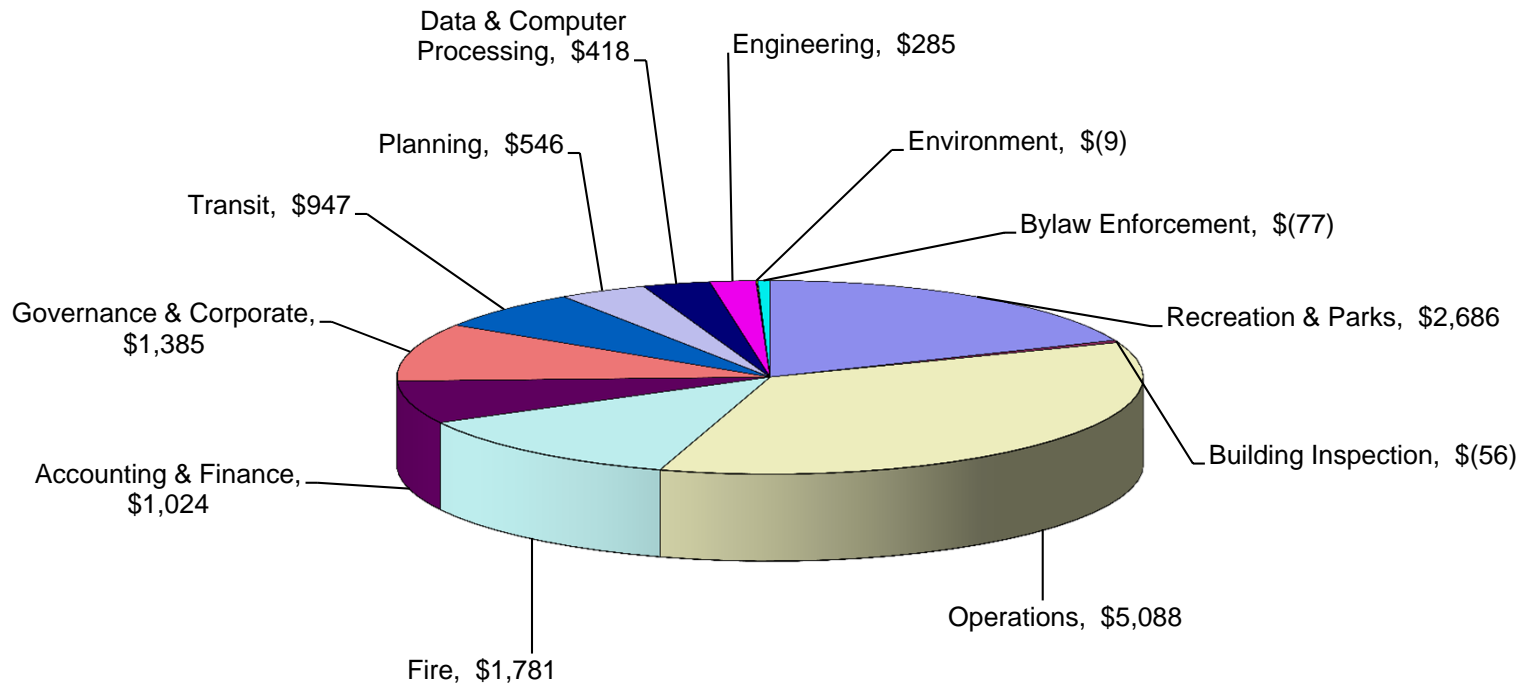
■ Recreation & Parks	■ Building Inspection	□ Operations	□ Fire
■ Accounting & Finance	■ Governance & Corporate	■ Transit	□ Planning
■ Data & Computer Processing	■ Engineering	■ Environment	■ Bylaw Enforcement

## Where Does Your Dollar Go? 2014 Residential Average Tax of \$2,227 (Net Department Operating Costs)



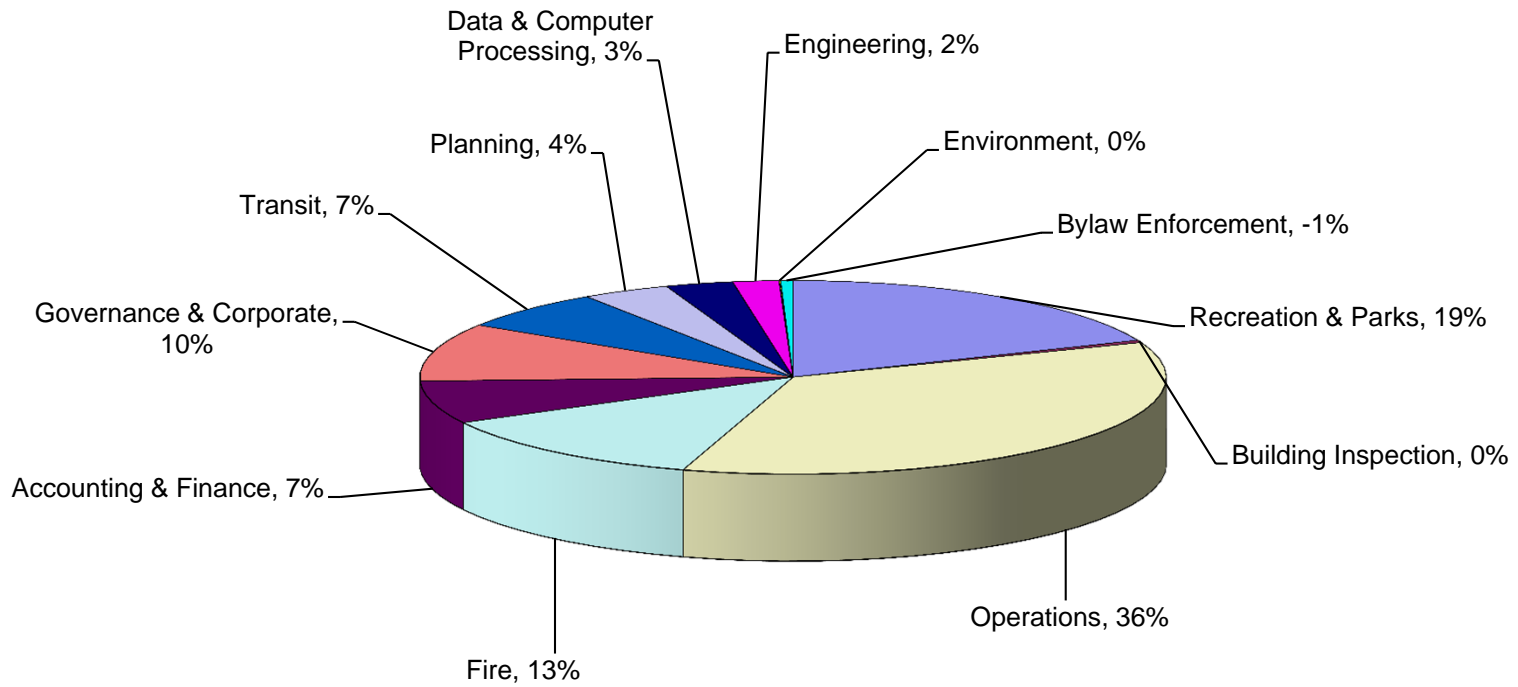
■ Recreation & Parks	■ Building Inspection	□ Operations	□ Fire
■ Accounting & Finance	■ Governance & Corporate	■ Transit	□ Planning
■ Data & Computer Processing	■ Engineering	■ Environment	■ Bylaw Enforcement

Where Does Your Dollar Go?  
 2014 Non-residential Average Tax of \$14,019  
 (Net Department Operating Costs)



■ Recreation & Parks	■ Building Inspection	□ Operations	□ Fire
■ Accounting & Finance	■ Governance & Corporate	■ Transit	□ Planning
■ Data & Computer Processing	■ Engineering	■ Environment	■ Bylaw Enforcement

Where Does Your Dollar Go?  
 2014 Non-residential Average Tax of \$14,019  
 (Net Department Operating Costs)



■ Recreation & Parks	■ Building Inspection	□ Operations	□ Fire
■ Accounting & Finance	■ Governance & Corporate	■ Transit	□ Planning
■ Data & Computer Processing	■ Engineering	■ Environment	■ Bylaw Enforcement

## **5) Bylaws**

# CITY OF WHITEHORSE

## BYLAW 2014-01

A bylaw to adopt the 2014 Annual Operating and Maintenance Budget, and the 2015 and 2016 Provisional Budgets

---

WHEREAS section 238 of the *Municipal Act* (R.S.Y. 2002) provides that council shall by bylaw cause an annual operating budget to be prepared and adopted; and;

WHEREAS section 239 of the *Municipal Act* provides that council may establish by bylaw a procedure to authorize and verify expenditures that vary from the annual operating expenditure program;

NOW THEREFORE the Council of the municipality of the City of Whitehorse in open meeting assembled HEREBY ENACTS AS FOLLOWS:

1. The 2014 Annual Operating and Maintenance Budget and the Provisional Budgets for 2015 and 2016, attached hereto as Appendix "A" and forming part of this bylaw, is hereby adopted.
2. No expenditure may be made that is not provided for in the 2014 Annual Operating Budget unless such expenditure is approved as follows:
  - (1) By the Director of Administrative Services to a maximum expenditure of \$20,000.00 only; or
  - (2) By resolution of Council to a maximum expenditure of \$500,000.00; or
  - (3) By bylaw for expenditures in excess of \$500,000.00.
3. No expenditures shall be made which increase total expenditures above what is approved in the 2014 Operating and Maintenance Budget unless the expenditure is approved by bylaw.
4. Expenditures authorized in accordance with section 2 hereof that result in an increase in total expenditures above what was approved in the Operating and Maintenance Budget may be subsequently approved through an umbrella bylaw at year end.
5. This bylaw shall come into full force and effect upon the final passing thereof.

**FIRST READING:** January 13, 2014

**PUBLIC NOTICE:**

**PUBLIC INPUT:**

**SECOND READING:**

**THIRD READING & ADOPTION:**

---

Mayor

---

City Clerk

**City of Whitehorse**  
**2014 - 2016 Operating Budget**  
**Revenues**



Appendix A

	2013	2014	2015	2016
	Revised Budget	Budget	Provisional	Provisional
<b>01 General Government</b>				
Corporate Services	(55,000)			
Engineering Services	(187,500)	(173,500)	(183,500)	(183,500)
Financial Services	(43,359,336)	(45,379,544)	(44,199,154)	(43,781,875)
Human Resources	(8,800)	(8,800)	(8,800)	(8,800)
Business & Information Technology Services	(1,000)	(1,000)	(1,000)	(1,000)
Legislative & Administrative Services	(15,500)	(500)	(70,500)	(500)
Strategic Communications	(20,000)	(20,000)	(20,000)	(20,000)
<b>Total Revenues</b>	<b>(43,647,136)</b>	<b>(45,583,344)</b>	<b>(44,482,954)</b>	<b>(43,995,675)</b>
<b>02 Protective Services</b>				
Building Inspection	(763,150)	(731,400)	(736,400)	(741,400)
Bylaw Services	(1,816,025)	(1,836,150)	(1,836,150)	(1,860,190)
Financial Services	(25,000)	(25,000)	(25,000)	(25,000)
Fire & Emergency Services	(72,000)	(66,000)	(66,000)	(66,000)
<b>Total Revenues</b>	<b>(2,676,175)</b>	<b>(2,658,550)</b>	<b>(2,663,550)</b>	<b>(2,692,590)</b>
<b>03 Transportation Services</b>				
Financial Services	(2,736,392)	(2,934,548)	(2,950,844)	(3,090,674)
Operations	(530,161)	(420,073)	(366,470)	(355,423)
Transit Services	(1,175,824)	(1,329,355)	(1,331,443)	(1,331,443)
<b>Total Revenues</b>	<b>(4,442,377)</b>	<b>(4,683,976)</b>	<b>(4,648,757)</b>	<b>(4,777,540)</b>
<b>04 Environmental Services</b>				
Environmental Sustainability	(300,770)	(518,217)	(339,000)	(339,000)
Financial Services	(62,000)	(62,000)	(62,000)	(62,000)
Operations		(26,301)	(26,301)	(26,301)
Water & Waste Services	(9,762,164)	(10,606,752)	(10,723,549)	(10,859,251)
<b>Total Revenues</b>	<b>(10,124,934)</b>	<b>(11,213,270)</b>	<b>(11,150,850)</b>	<b>(11,286,552)</b>
<b>05 Public Health Services</b>				
Parks & Trails	(74,587)	(74,856)	(74,872)	(74,890)
<b>Total Revenues</b>	<b>(74,587)</b>	<b>(74,856)</b>	<b>(74,872)</b>	<b>(74,890)</b>
<b>06 Community Development Services</b>				
Planning Services	(789,050)	(827,164)	(628,767)	(628,767)
<b>Total Revenues</b>	<b>(789,050)</b>	<b>(827,164)</b>	<b>(628,767)</b>	<b>(628,767)</b>
<b>07 Recreation &amp; Cultural Services</b>				
Outreach & Events	(242,928)	(231,928)	(231,928)	(231,928)
Parks & Trails	(115,100)	(87,543)	(87,559)	(87,574)
Recreation & Facility Services	(3,315,042)	(3,157,237)	(3,187,500)	(3,196,707)
<b>Total Revenues</b>	<b>(3,673,070)</b>	<b>(3,476,708)</b>	<b>(3,506,987)</b>	<b>(3,516,209)</b>
<b>Total</b>	<b>(65,427,329)</b>	<b>(68,517,868)</b>	<b>(67,156,737)</b>	<b>(66,972,223)</b>

**City of Whitehorse**  
**2014 - 2016 Operating Budget**  
**Expenses**



Appendix A

	2013	2014	2015	2016
	Revised Budget	Budget	Provisional	Provisional
<b>01 General Government</b>				
City Manager	382,169	386,567	395,774	405,222
Community & Recreation Services	254,731	198,772	203,400	208,124
Corporate Services	293,512	333,850	321,130	398,601
Development Services	255,131	194,311	198,939	203,663
Infrastructure & Operations	254,916	309,645	316,804	324,156
Engineering Services	919,793	942,911	958,658	980,206
Financial Services	12,429,515	13,543,170	11,267,664	10,076,125
Human Resources	1,074,861	1,092,066	1,058,456	1,071,496
Business & Information Technology Services	1,150,703	1,129,667	1,147,235	1,170,942
Legislative & Administrative Services	723,755	783,032	858,623	797,582
Operations	1,071,136	1,103,347	1,109,765	1,119,513
Strategic Communications	250,407	242,724	289,690	295,137
<b>Total Expenses</b>	<b>19,060,629</b>	<b>20,260,062</b>	<b>18,126,138</b>	<b>17,050,767</b>
<b>02 Protective Services</b>				
Building Inspection	677,821	580,686	588,752	601,093
Bylaw Services	1,657,637	1,629,135	1,726,602	1,700,554
Fire & Emergency Services	5,012,440	4,871,868	5,134,436	5,406,076
Human Resources	213,655	225,272	227,024	229,723
Operations	961,324	939,781	940,743	942,206
<b>Total Expenses</b>	<b>8,522,877</b>	<b>8,246,742</b>	<b>8,617,557</b>	<b>8,879,652</b>
<b>03 Transportation Services</b>				
Operations	10,384,500	10,809,532	11,055,364	11,310,643
Transit Services	3,511,979	3,885,509	3,915,704	3,984,926
<b>Total Expenses</b>	<b>13,896,479</b>	<b>14,695,041</b>	<b>14,971,068</b>	<b>15,295,569</b>
<b>04 Environmental Services</b>				
Environmental Sustainability	488,525	493,261	448,556	454,895
Operations	155,278	164,043	164,524	165,255
Parks & Trails	46,597	47,225	47,556	48,066
Water & Waste Services	9,311,001	10,396,572	10,516,886	10,645,603
<b>Total Expenses</b>	<b>10,001,401</b>	<b>11,101,101</b>	<b>11,177,522</b>	<b>11,313,819</b>
<b>05 Public Health Services</b>				
Operations	1,000	2,000	2,000	2,000
Parks & Trails	229,591	225,545	212,889	256,766
<b>Total Expenses</b>	<b>230,591</b>	<b>227,545</b>	<b>214,889</b>	<b>258,766</b>
<b>06 Community Development Services</b>				
Planning Services	2,236,106	2,301,599	2,202,333	2,217,198
<b>Total Expenses</b>	<b>2,236,106</b>	<b>2,301,599</b>	<b>2,202,333</b>	<b>2,217,198</b>
<b>07 Recreation &amp; Cultural Services</b>				
Operations	1,200,539	1,158,083	1,165,795	1,118,555
Outreach & Events	886,646	879,821	899,124	895,080
Parks & Trails	1,867,930	1,892,714	1,921,705	1,998,785
Recreation & Facility Services	7,524,131	7,755,160	7,860,606	7,944,032
<b>Total Expenses</b>	<b>11,479,246</b>	<b>11,685,778</b>	<b>11,847,230</b>	<b>11,956,452</b>
<b>Total</b>	<b>65,427,329</b>	<b>68,517,868</b>	<b>67,156,737</b>	<b>66,972,223</b>



# CITY OF WHITEHORSE

## BYLAW 2014-03

### EXPLANATORY NOTES

The attached bylaw sets out the 2014 tax rates.

	<u>2010</u>	<u>2011</u>	<u>2012</u>	<u>2013</u>	<u>2014</u>
Agricultural	1.078	1.121	1.164	1.209	1.132
Non-Residential	1.619	1.684	1.675	1.739	1.727
Residential:	1.179	1.227	1.135	1.178	1.097

Total 2014 tax revenue (Residential and Non-Residential) increased by 1.70%

### **Average Residential Property (RSC, RS1, RR1 and RS2)**

<b>Assessment</b>	<u>2010</u>	<u>2011</u>	<u>2012</u>	<u>2013</u>	<u>2014</u>
<b>Improvements</b>	\$112,419	\$113,451	\$123,594	\$124,671	\$135,464
<b>Land</b>	\$57,944	\$57,850	\$64,116	\$61,637	\$67,564
<b>Total Assessed Value</b>	\$170,362	\$171,301	\$187,711	\$186,308	\$203,028
<b><u>TAX LEVY</u></b>	\$2,009	\$2,101	\$2,130	\$2,195	\$2,227

# **CITY OF WHITEHORSE**

## **BYLAW 2014-03**

A bylaw to levy taxes for the year 2014

---

WHEREAS section 55(2) of the *Assessment and Taxation Act* requires that each municipality shall levy taxes upon all taxable real property within its jurisdiction; and

WHEREAS section 55(3) of the *Assessment and Taxation Act* provides for the establishment of different classes of real property, and varied tax rates according to the class of real property to be taxed;

NOW THEREFORE the Council of the municipality of the City of Whitehorse, in open meeting assembled, hereby ENACTS AS FOLLOWS:

1. In this bylaw,

"Agricultural" means all property used primarily for agricultural purposes and designated on the Whitehorse Assessment Roll as AGR.

"Non-Residential" means all property used primarily for commercial, industrial and public purposes and designated on the Whitehorse Assessment Roll as CH, CMC, CMH, CML, CR, CMS, INS, MHI, MSI, PRC and QRY.

"Residential" means all property used primarily for residential use and designated on the Whitehorse Assessment Roll as OSP, POS, REC, RMH, RR1, RSA, RSC, RSM, RS1, RS2 and TRA.

2. A general tax for the year 2014 shall be levied upon all taxable real property in the City of Whitehorse classified "agricultural" at the rate of one point two zero nine percent (1.132%).
3. A general tax for the year 2014 shall be levied upon all taxable real property in the City of Whitehorse classified "non-residential" at the rate of one point seven three nine percent (1.727%).
4. A general tax for the year 2014 shall be levied upon all taxable real property in the City of Whitehorse classified "residential" at the rate of one point one seven eight percent (1.097%).
5. This bylaw shall come into full force and effect upon the final passing thereof.

**FIRST READING:**

**SECOND READING:**

**THIRD READING and ADOPTION:**

---

Mayor

---

City Clerk

# **CITY OF WHITEHORSE**

## **BYLAW 2014-02**

### **Explanatory Notes:**

The attached bylaw amends the Fees and Charges Bylaw to reflect changes required as per a quarterly operational review. The changes include the following increases, deletions and some minor wording amendments:

- Effective January 1, 2014, Administration would like to increase the Parks Rental Fees and Cemetery Fees by 1.5%. This is the standard annual increase to Parks and Trails fees and charges.
- In an effort to provide additional revenue, administration would like to increase the Annual 1.5% fees and charges mark-up to 2% for Recreation and Facility Services. New rates will come into effect September 2014, areas affected include:
  - Monthly Passes,
  - Punch Passes,
  - Drop In Revenue,
  - Child Minding,
  - Building Rentals for Takhini, Mt. McIntyre & the CGC; and
  - Special Events.
- Administration proposes to continue to increase the storage rates for Recreation & Facility Services by 15% annually until the rates are comparable to market rates, effective September 2014.
- Administration proposes to continue to increase Pool Rental rates by 5% annually until the rates reach 50% cost recovery, effective September 2014.
- Reallocate advertising fees and joint use fees from the Parks & Rec fees and charges schedule to the Facilities Schedule. After the City re-org, the responsibilities for these fees shifted from the Parks & Rec department to the Recreation and Facility Services Department. Further, administration proposes to increase the fee for advertising in the Active Living Guide by 2% effective January 1, 2014.
- Other minor changes for the Recreation and Facilities fees and charges schedule include:
  - Rounding the final fee for Board Advertising and 4X8 Sign to the nearest \$5 amount.

- Change all fees to round to the nearest .05 rather than .10 except the fee for Punch Cards, because it must be divisible by 10.
  - Copying the Key Replacement fee and the Deposit for the Joint-Use Key fee of \$50 each from the Parks and Rec schedule to the Facilities Schedule.
- Due to increased costs for staffing and packer truck operations & maintenance, a fee increase is required to align Curbside Collection fees with solid waste and organic collection costs. This increase is not a Solid Waste Action Plan related fee, but a full cost recovery requirement. The increased fees are consistent with the Solid Waste Cost Recovery Policy and will see Curbside Collection for Eligible Premises'
  - with 1 cart go from \$9.00/Month to \$10.30/month and
  - with 2 carts go from \$20.00/Month to \$22.60/Month.
- An increase in the water and sewer infrastructure has resulted in increase in related costs to the City. Water and Sewer Utility charges are based on a “fee for service” therefore the City must increase the Flat Rate and Metered Rate charges over the next 3 years by 4.69% in 2014, 4.70% in 2015 and 0.20% in 2016.

# **CITY OF WHITEHORSE**

## **BYLAW 2014-02**

A bylaw to amend Fees and Charges Bylaw 98-12

---

WHEREAS section 220 of the *Municipal Act* (R.S.Y. 2002) provides that council may by bylaw amend or vary bylaws; and

WHEREAS all City of Whitehorse municipal fees and charges are consolidated into one bylaw; and

WHEREAS it is deemed desirable that the Fees and Charges Bylaw be amended to reflect the 2013 Operating and Maintenance Budget;

NOW THEREFORE the council of the municipality of the City of Whitehorse, in open meeting assembled, hereby ENACTS AS FOLLOWS:

1. The fee schedule attached to and forming part of Fees and Charges Bylaw 98-12 is hereby amended by repealing existing Schedules 3, 6, 8, 9 and 11 and substituting therefore new Schedules 3, 6, 8, 9 and 11 attached hereto as Appendix "A" and forming part of this bylaw.
2. This bylaw shall come into full force and effect upon the final passing thereof.

**FIRST and SECOND READING:**

**THIRD READING and ADOPTION:**

---

Mayor

---

City Clerk

# ***Fees & Charges Manual***

## ***Bylaw 98-12 - Appendix "A"***

***Consolidated to Bylaw 2014-02***

**FEE DISCRPTION**

			Bylaw 2012-03		Final Fee if	
			Approved Fee	Date Fee Effective	GST Applicable + 5% GST	UNITS
Building File Information			60.00	23-Feb-09	63.00	each
Building Permit	<b>Base Rate of \$75.00 plus .66%</b> of construction value over \$1,000		75.00	1-May-12		minimum
Building Permit	Designated municipal historic resource		0.00	27-Jan-03		each
Building/Plumbing Permit Refund	written request from applicant within 6 months of original date of issue and no permit related work on site has begun + deduction of \$75.00 or 20% of fee whichever is MORE		75.00	1-May-12		fee
Building Placement (excluding modular homes)	.66% of construction value on new site (including any renovation) or minimum \$75.00		75.00	1-May-12		minimum
Mobile Home Placement	.66% of construction value on new site (including any renovation) or minimum \$75.00		75.00	1-May-12		minimum
Construction-No Permit	construction (including excavation) commenced without prior authorization:Double (2x) the normal fee		varies	14-Mar-05		each
Demolition Permit	fee (\$75) plus deposit of \$5.00 per sq. metre of Building area – Minimum Deposit \$200		75.00	1-May-12		each
Special Inspection	Special Inspection not under a permit		75.00	1-May-12		each
Heating Appliance Permit	for wood stoves and appliances not installed under general building permit		75.00	1-May-12		each
Mechanical Permit	(Sprinkler) \$75.00 minimum or .66%of contract price		75.00	1-May-12		minimum
Permit Transfer			75.00	1-May-12		each
Plumbing Permit	minimum \$75.00 plus \$5.50 per fixture		75.00	1-May-12		minimum
Temporary Building	fee plus \$500.00 deposit		75.00	1-May-12		each
Controlled Substance Properties	Service Fees as defined in the Controlled Substance Properties Bylaw	all actual direct and indirect costs	Cost +	24-Sep-07		all costs
Controlled Substance Properties	Inspection Fee	per inspection (for each inspector)	500.00	24-Sep-07		each
Controlled Substance Properties	Special safety Inspection as defined in the Controlled Substance Properties Bylaw	per inspection (for each inspector)	500.00	24-Sep-07		each
Controlled Substance Properties	Subsequent inspection re failure to undertake actions ordered	per inspection (for each inspector)	1,000.00	24-Sep-07		each

FEE DISCRPTION				Bylaw 2013-54		Final Fee if	
				Approved Fee	Date Fee Effective	GST Applicable + 5% GST	UNITS
ATV Bylaw	Impound Fee	Impounded	150.00	1-Oct-12			each
ATV Bylaw	special permit	Special events permit	50.00	1-Oct-12			each
ATV Bylaw	Site inspection charge	Site Inspection for special events permit	110.00	1-Oct-12			each
animal,other	pound fee	impounded	cost +	23-Feb-09			each
animal,other	pound fee	feed & care daily	25.00	2-Jan-02	26.25		each
cat	pound fee	cat feed & care daily	5.50	23-Feb-09	5.80		each
cat or dog	licence (Lifetime) tag	neutered cat or dog	27.50	23-Feb-09			each
cat or dog	licence administrative fee	to change from un-neutered to neutered classification	11.00	23-Feb-09			each
cat or dog	licence tag	un-neutered cat or dog	50.00	1-Jan-11			each
cat or dog	licence tag	replacement tag	2.75	23-Feb-09			each
cat or dog	application for special permit for 3 dogs/cats		100.00	10-Jan-05			each
dog	pound fee	dog feed & care daily	15.00	2-Jan-02	15.75		each
dog	Dangerous Dog Fees	Licensing Fee	250.00	23-Feb-09			Yearly
cat or dog	pound fee	no tag	60.00	2-Jan-02			each
cat or dog	pound fee	no tag	150.00	2-Jan-02			each
cat or dog	pound fee	no tag	250.00	22-Jun-98			each
cat or dog	pound fee	with current tag	40.00	2-Jan-02			each
cat or dog	pound fee	with current tag	135.00	2-Jan-02			each
cat or dog	pound fee	with current tag	200.00	22-Jun-98			each
cat or dog	sale of cat or dog	impounded	varies	22-Jun-98			each
dog team	special permit	dog team within City limits	120.00	29-Jan-07			each
cat or dog	animal trap rental	rental of animal trap for 10 days	25.00	1-Jan-12	26.25		each
Business Licence	each business for twelve (12) consecutive months from date of purchase, plus surcharge if applicable		160.00	1-Jan-14			each
Business Licence	Door to Door Salesperson, Non Resident Business	Surcharge	846.00	1-Jul-13			each +
Business Licence	Door to Door Salesperson, Resident Business	Surcharge	186.00	1-Jul-13			each +
Business Licence	Licensed premises (liquor) above 70 square meters	Surcharge	2.11	23-Feb-09			per sq mtr+
Business Licence	Accommodation surcharge (rental housing; hotel/motel) above 5 units or rooms	Surcharge	7.92	1-Jul-13			per room +
Business Licence	Mobile Home Park over 5 spaces	Surcharge	7.92	23-Feb-09			per space+
Business License	Minor Business Category	Characterized by minimal operations and revenue (e.g. Special Event Artists, Party Plan Activity)	100.00	1-Jul-13	105.00		each +
Business Licence	Retail sales/Wholesale outlets over 220 square meters		0.66	23-Feb-09			per sq mtr +
Business Licence	Retail sales/Wholesale outlets over 220 square meters	Surcharge	100.00	1-Jul-13	105.00		each +
Business License	Seasonal Business License	maximum of 6 consecutive months per year, plus surcharge if applicable	100.00	1-Jul-13	105.00		each +
Business Licence	Transfer Fee	to transfer the place of business to a new owner	26.40	23-Feb-09			each
Business Licence	Transfer Fee	to change the name of the business	26.40	23-Feb-09			each
Business License	Re-application Fee	10% late penalty if renewed after business license expiration date from day 1 -30. \$50 penalty from day 31 - 365	10%	1-Jan-14			each



FEE DISCRPTION				Bylaw 2013-54		Final Fee if	UNITS
				Approved Fee	Date Fee Effective	GST Applicable + 5% GST	
Business License	Re-application Fee	\$50 reapplication fee after the 30 day period of non-renewal	50.00	1-Jan-14		each	
Bagged Meters	Construction	A maximum of 2 meter heads - after 30 consecutive days at regular rates	15.00	8-Oct-13	15.75	Meter/day	
Bagged Meters	Funeral		-	8-Oct-13	0.00	First 5 meters	
Bagged Meters	\$25.00 per metered parking space per day		25.00	29-Jan-07	26.25	meter/day	
Parking Meter	Parking Meter Fee		0.25	8-Oct-13	0.25	15 Mins	
Noise Variance Letters	Administration Fees	To extend hours	50.00	23-Feb-09		each	
Parking Permit	Commercial Accessible Parking Permit	Commerical	35.00	1-Jan-14		each	
Parking Permit	Temporary Accessible Parking Permit	Temporary	25.00	1-Jan-14		each	
Parking Permit	Replacement Accessible Parking Permit	Replacement	25.00	1-Jan-14		each	
Parking Permit	Permanent Accessible Parking Permit		25.00	1-Jan-12		each	
Parking Permit	Fee for Service Vehicles	issued on or before June 30 in any year	350.00	1-Jan-12		each	
Parking Permit	Fee for Service Vehicles	issued after June 30 in any year	175.00	1-Jan-12		each	
Parkade Hourly	Main Steele Parkade	Up to 8 hours maximum	-	1-Jan-11	0.00	hour	
Parkade Rental	Main Steele Parkade	Monday to Friday	114.27	23-Feb-09	120.00	month	
Parkade Rental	Main Steele Parkade	Monday to Friday	154.48	23-Feb-09	162.20	month	
	Main Steele Parkade	Monday to Friday	173.33	1-Jan-11	182.00	month	
Parkade Hourly	Second Steele Parkade	Up to 8 hours maximum	-	1-Jan-11	0.00	each	
Parkade Rental	Second Steele Parkade	Monday to Saturday	127.92	23-Feb-09	134.30	month	
Parkade Rental	Second Steele Parkade	Monday to Saturday	187.98	23-Feb-09	197.40	month	
Parkade Rental	Second Steele Parkade	Monday to Friday	173.33	1-Jan-11	182.00	month	
Parkade Rental	Second Black Parkade	Monday to Friday	50.00	24-Aug-10	52.50	month	
Residential Parking Permit	First Permit - 1 Per Year	Residential Parking Permit Program for persons residing adjacent to 2 hour zones outside of the Central Business District	50.00	1-Jan-14	52.50	each	
Residential Parking Permit	Second Permit - 1 Per Year	Residential Parking Permit Program for persons residing adjacent to 2 hour zones outside of the Central Business District	350.00	1-Jan-14	367.50	each	
Residential Parking Permit	Visitor -2 Maximum per Year	Residential Parking Permit Program for persons residing adjacent to 2 hour zones outside of the Central Business District	25.00	1-Jan-14	26.25	each	
Residential Parking Permit	Replacement - as needed	Residential Parking Permit Program for persons residing adjacent to 2 hour zones outside of the Central Business District	50.00	1-Jan-14	52.50	each	
Road Closure Applications	Full Day	Up to a maximum of 2 blocks	250.00	23-Feb-09	262.50	each	
Road Closure Applications	1/2 Day	Up to a maximum of 2 blocks	125.00	23-Feb-09	131.25	each	
Road Closure Applications	Full Day	For each additional block	125.00	23-Feb-09	131.25	each	
Street Occupancy Permit	Less than 1 week		35.00	1-Jan-14		each	
Street Occupancy Permit	Up to 1 Month		50.00	1-Jan-14		each	
Street Occupancy Permit	More than 1 Month		100.00	1-Jan-14		each	
Road Closure Applications	1/2 Day	For each additional block	75.00	23-Feb-09	78.75	each	
Road Closure Applications	Administration Costs	To process the Application	50.00	23-Feb-09		each	
Parade/Road Closure	Traffic Control	For each intersection	25.00	1-Jan-11	26.25	each	
Safe Snowmobile Card	Fee paid by the person receiving the card after passing a snowmobile safety course exam online	fee for each intersection Bylaw mans during parade	34.95	1-Oct-12	36.70	each	
Snowmobile Bylaw	Impound Fee	Impounded	150.00	1-Oct-12		each	
Snowmobile Bylaw	Special Permit	Special events permit	50.00	1-Oct-12		each	
Snowmobile Bylaw	Site Inspection Charge	Special events site inspection	110.00	1-Oct-12		each	
Vehicle for hire	driver permit and vehicle licence	new, renewal	75.00	1-Jan-12		each	
Vehicle for hire	driver permit and vehicle licence	replacement	25.00	1-Jan-12		each	
Vehicle for hire	inspection outside of scheduled dates		100.00	1-Jan-12		each	

FEE DISCRPTION				Bylaw 2014-02		Final Fee if GST Applicable + 5% GST	UNITS
				Approved Base Fee	Date Fee Effective		
Cemetery	Disinterment	urn	only for forensic purposes	337.10	1-Jan-14	354.00	each
Cemetery	Disinterment	casket	only for forensic purposes	804.09	1-Jan-14	844.30	each
Cemetery	Interment	urn -after normal business hours	includes internment permit fee	470.66	1-Jan-14	494.20	each
Cemetery	Interment	casket-after normal business hours	includes vault, shoring & internment permit fee	1,880.73	1-Jan-14	1,974.80	each
Cemetery	Interment-winter	casket	includes vault, shoring & internment permit fee	1,585.78	1-Jan-14	1,665.10	additional each
Cemetery	Interment	urn -during normal business hours	includes internment permit fee	313.78	1-Jan-14	329.50	each
Cemetery	Interment	casket-during normal business hours	includes vault, shoring & internment permit fees	1,466.55	1-Jan-14	1,539.90	each
Cemetery	Plot Purchase & Reservation Certific	urn or casket -includes perpetual care & headstone placement for standard sized headstor		627.55	1-Jan-14	658.90	each
Cemetery	Monument/Headstone/Memorial tablet Installation charge		standard -included in plot purchase	-	1-Jan-14	-	each
Cemetery	Monument/Headstone/Memorial tablet Installation charge		upright to 24 inches	207.45	1-Jan-14	217.80	each
Cemetery	Monument/Headstone/Memorial tablet Installation charge		upright to 48 inches	326.73	1-Jan-14	343.10	each

**FEE DISCRPTION**

			Bylaw 2013-54		Final Fee if GST Applicable + 5% GST	UNITS
			Approved Fee	Date Fee Effective		
Burning	Burning	open burning for land clearing purposes	110.00	23-Feb-09		per day
Burning	Burning-open burning for other than land clearing purposes	1 week (7 day) permit	22.00	23-Feb-09		each
Burning	Burning-open burning for other than land clearing purposes-seasonal permit	Season is October 1 to March 31	110.00	23-Feb-09		per season
Confined Space	Confined Space Rescues	standard 3rd (third) party billing rates for staff & equipment plus \$500.00 for materials used	actual + \$500.	27-Jan-03		each event
Explosives	Explosives Storage for construction purposes		100.00	28-Jan-02	105.00	each
High Hazard Fireworks Display	Fireworks Permit	for non-City organized events fee + fire protection if needed	250.00	1-Jan-12		each
Occupancy Load	Determine Occupancy Load	determine the occupancy load of a space for licensing purposes	150.00	1-Jan-12	157.50	each
Safety Plan	Review of New Fire Safety Plan		75.00	1-Jan-12	78.80	
Safety Plan	Update of Fire Safety Plan	Review of an updated fire safety plan	50.00	1-Jan-12	52.50	
Alarm	False Alarm for third incident of a similar system malfunction in a 12 month period		250.00	1-Jan-12		each
Alarm	False Alarm after third incident of a similar system malfunction in a 12 month period compounding on top of the third alarm response for each subsequent event		200.00	1-Jan-12		each
Admin	File search/Letter	provide information from files and to provide letter of compliance for insurance or other needs	75.00	1-Jan-12	78.80	each
Response	Hazardous Incident Response	per unit responding plus additional manpower at cost plus cost of material used plus disposal costs. Thereafter billed per hr. or fraction thereof	250.00	22-Jun-98		unit/hour+
Investigation	Fire Investigation Only	provide an investigation into the cause of a fire that the Fire Department did not attend to distinguish	100.00	1-Jan-12		each
Inspection	Inspection Services for buildings, structures or premises	Re-inspection Fee third and each subsequent inspection until compliance	200.00	1-Jan-12		each
Inspection	Inspection Services of single family living units		free	22-Jun-98		each
Inspection	Inspection Services required for licensing or permitting		50.00	23-Feb-09		each
Inspection	Licensing Inspection	inspecting a premise for purpose of obtaining a liquor license	100.00	1-Jan-12		yearly
Inspection	Special Event Inspection	inspecting a premise for the purpose of holding a special one time event	100.00	1-Jan-12		each
Stand-By	Confined Space Stand-By	Annual Agreement Standby in Station	500.00	1-Jan-11		each
Stand-By	Confined Space Stand-By	One-Time Agreement Standby in Station per day	50.00	1-Jan-11		each
Stand-By	Confined Space Stand-By	One-Time Agreement Standby in Station per week	200.00	1-Jan-11		each
Stand-By	Confined Space Stand-By	On-Site Stand-By for High Hazard Entry per hour	500.00	1-Jan-11		each
Technical Rescue	Technical Resuce response beyond city limits, cost recovery for wages, benefits and any lost or damaged equipment		Acutal Cost	1-Jul-13		each

FEE DISCRPTION				Bylaw 2013-32		Final Fee if GST Applicable + 5% GST	UNITS
				Approved Fee	Date Fee Effective		
Advertising	All			various by tender	8-Mar-99		
Autocad custom drafting & plotting		minimum 1/2 hour charge		50.00	1-Jan-08	52.50	per hour
Autocad drawing compilation and printing				21.50	1-Jan-08	22.60	per sheet
Autocad Plotting				8.25	1-Jan-08	8.70	per plot
Blue Print reproductions				3.00	1-Jan-08	3.20	per sheet
Book, Lost Graves				10.00	1-Jan-08	10.50	each
Business Licence List		special, monthly or partial listing		0.25	1-Jan-08	0.30	per page
Business Licence List		full listing		45.00	1-Jan-08	47.30	each
Amended by Bylaw 2012-X Sales		Ability to purchase additional household cart		200.00	1-Jan-10	210.00	each
Delivery Charge-rentals	Equipment (DPW)-barricades			40.00	1-Jan-08	42.00	per rental
Delivery Charge-rentals	Equipment (DPW)-portable bleachers			200.00	1-Jan-08	210.00	per rental
Delivery Charge-rentals	Equipment (DPW)-snow fencing			40.00	1-Jan-08	42.00	per rental
Deposit, Damage	Flag	fully refundable if returned in good condition		20.00	28-Jun-99		each
Deposit, Damage	Equipment (DPW)-barricades	fully refundable if all rental conditions met		20.00	22-Jun-98		each
Deposit, Damage	Equipment (DPW)-portable bleachers	fully refundable if all rental conditions met		100.00	22-Jun-98		section
Deposit, Damage	Equipment (DPW)-snow fencing	fully refundable if all rental conditions met	roll approx. 50 linear feet, rent includes posts if available	25.00	22-Jun-98		roll
Evaluation of restricted / overstrength waste				actual	8-Mar-99	actual	each
Flag	City (3'x6')			65.00	1-Jan-08	68.30	each
DVD	copy of recorded meeting			6.00	1-Jan-10	6.30	each
Inspection Cost Charge	Construction Value Up To \$500,000.00			2%	1-Jul-13	Based on Engineers Estimate	
Inspection Cost Charge	Construction Value Up To \$3,000,000.00			1%	1-Jul-13	Based on Engineers Estimate	
Inspection Cost Charge	Construction Value Above \$ 3,000,000.00			0.5%	1-Jul-13	Based on Engineers Estimate	
IS Consultant Fees				80.00	23-Feb-09	84.00	each
Land Use Permit		temporary or seasonal land use		75.00	22-Jun-98		each
Local Improvement Search		LIC		25.00	29-Jan-07	26.30	each
Manual - Contract Tendering				80.00	1-Jan-08	84.00	each
Manual - Servicing Standards		manual & changes/revisions to manual to be sold at cost		80.00	1-Jan-08	84.00	each
NSF Fees/Cheque return fees/Rejected Pre-authorized credit card fee				35.00	1-Jan-12		each
Official Community Plan				20.00	1-Jan-08	21.00	each
Overstrength oil and grease, B.O.D. and T.S.S. surcharge				0.20	8-Mar-99	0.20	per Kg.
photocopy			at the discretion of administration	0.25	1-Jan-08	0.30	each
Pin	City of Whitehorse		reference Pin Policy (City Clerk's)	1.00	1-Jan-08	1.05	each
Plan Reproduction			fee plus reproduction cost	25.00	1-Jan-08	26.30	plus repro- duction cost
Property Verification				1.00	29-Jan-07	1.05	each
Service Inspection - Private				200.00	8-Mar-99	210.00	each
Snow Dump Permit			per truck	100.00	1-Jan-08		per truck
Studies/Reports			at cost with \$10.00 minimum	cost	22-Jun-98	cost + gst	each
Tax Search/Certificate				60.00	23-Feb-09	63.00	each
3rd Party Rate	(materials & shipping costs = shipping surcharge) X 35% Markup				23-Feb-09	Plus GST	each

FEE DISCRPTION			Bylaw 2013-32		Final Fee if GST Applicable + 5% GST	UNITS
			Approved Fee	Date Fee Effective		
Unpaid Accounts	All unpaid accounts will be charged interest on the outstanding amounts. Outstanding taxes will be charged under the provisions of the Tax Act		2.00%	1-Jan-11		per month
Use Permit		temporary or seasonal land use	75.00	22-Jun-98		each
Wood Stove Approval		copy of approval	10.00	22-Jun-98		each
Zoning Bylaw			75.00	1-Jan-08		each
Zoning Bylaw	individual copy		10.00	1-Jan-08		each
Zoning Bylaw	initial subscription service		50.00	1-Jan-08		each
Zoning Maps			5.00	1-Jan-08	5.25	each

FEE DISCRIPTION				Bylaw 2014-02		Final Fee 5% GST Inc	UNITS
				Approved Base Fee	Date Fee Effective		
Amended by Bylaw 20	Rec Facilities	Dry floor rentals or any rentals where liquor is served or consumed-\$500 per booking	500.00	1-Jan-10	no gst	per booking	
Deposit, Damage	Equipment (Parks & Rec)	fully refundable if all rental conditions met	100.00	1-Jan-10	no gst	each	
Keys Replacement	all facilities	all facilities	50.00	1-Jan-10	no gst	each	
Shipyards Park	Rental - full day		274.67	1-Jan-14	288.40	full day	
Shipyards Park	Rental - half day		137.48	1-Jan-14	144.30	half day	
Shipyards Park	per portion of Shipyards Park Building	per portion, per hour	31.70	1-Jan-14	33.30	per hour	
Parks	Whitehorse Trail Guide		4.76	1-Jan-11	5.00	each	
Shipyards Park	Outdoor Fire Pit Rental		31.70	1-Jan-14	33.30	per hour	

FEE DISCRPTION				Bylaw 2013-45		Units
				Approved Fee	Date Fee Effective	
Address Changes	changing a municipal address	no relocation		200.00	22-Jun-98	each
Development Cost Charge	residential, single family	Secondary Suite		2,142.00	1-Jul-13	per dwelling
Development Cost Charge	residential, single family	unserviced Country Residential secondary Suite		1,020.00	1-Jul-13	per dwelling
Development Cost Charge	residential, single family	urban serviced lot		3,570.00	1-Jul-13	per dwelling
Development Cost Charge	residential, single family	country residential serviced lot		3,570.00	1-Jul-13	per dwelling
Development Cost Charge	residential, single family	country residential non serviced lot		1,734.00	1-Jul-13	per dwelling
Development Cost Charge	residential, duplex	duplex housing		5,712.00	1-Jul-13	per 2 dwellings
Development Cost Charge	residential, multiple housing	townhouse		2,856.00	1-Jul-13	per dwelling
Development Cost Charge	residential, multiple housing	apartment		2,142.00	1-Jul-13	per dwelling
Development Cost Charge	residential, multiple housing	multiple detached dwellings		2,856.00	1-Jul-13	per dwelling
Development Agreement	Incentive	Minor		75.00	8-Oct-13	each
Development Agreement	Incentive	Standard/Major		200.00	8-Oct-13	each
Development Permit	Conditional Use - \$200 plus applicable Permitted Use fee.			200.00	22-Jun-98	each +
Development Permit	Designated municipal historic resource			-	27-Jan-03	each
Development Permit	Permitted Use: Non-residential Zone (No new construction)			275.00	29-Jan-07	each
Development Permit	Permitted Use: Non-residential Zone(New Construction) \$275.00 + 1.10/sq.metre			275.00+	29-Jan-07	each +
Development Permit	Permitted Use:Residential Zone	Multiple Housing & Commercial use	\$275. base plus \$1.10/sq metre (new Con)	275.00 +	22-Jun-98	each
Development Permit	Permitted Use:Residential Zone	Multiple Housing & Commercial use	\$275. (Change of use)	275.00	1-Feb-09	each
Development Permit	Permitted Use:Residential Zone	Secondary commercial uses (change of use)		25.00	1-Feb-09	each
Development Permit	Placement of Sign			25.00	1-Feb-09	each
Development Permit	Schwarka Lake Waterfront Policy Dock Permit			75.00	1-Feb-09	each
Development Permit	Demolition of a Structure	Commercial		275.00	1-Feb-09	each
Development Permit	Demolition of a Structure	Residential		200.00	1-Feb-09	each
Development Permit	Relocation of a Structure			25.00	1-Feb-09	each
Development Permit	Temporary Use Permit	Community Event		25.00	1-Feb-09	each
Development Permit	Temporary Use Permit	Commercial Event/Development		275.00	1-Feb-09	each
Development Permit	Temporary Use Permit	Temporary Use Permit<7 days		25.00	1-Feb-09	each
Development Permit Refund	written request fm applicant within 6 months of original date of issue-no permit related work on site has begun-deduction of \$55. or 20%			Varies	1-Feb-09	each
Land Management	Development agreement			200.00	29-Jan-07	each
Land Management	Road Closure Bylaw			500.00	29-Jan-07	each
Land Management	Subdivision Approval Extension			250.00	29-Jan-07	each
Official Community Plan Amendment Fee	(OCP Amendment Fee)			500.00	1-Feb-05	each
Parking	Payment in lieu of providing parking space		space in the CC and CW zones	18,706.00	13-Nov-01	each space
Parking	Payment in lieu of providing parking space		space in the CM1 and CM2 zones	7,967.00	13-Nov-01	each space
Subdivision Application	Condominium (non refundable fee)	\$50.00 per unit being created to a maximum of \$500.00		50.00	8-Jan-01	each
Subdivision Application	Consolidation (non refundable fee)			50.00	22-Jun-98	each
Subdivision Application	Subdivision (non refundable fee)	min. charge \$250. max. charge \$1000.	ea lot \$100	100.00	22-Jun-98	each
Subdivision Application	Property line adjustment or realignment (non refundable fee)		ea adjustment/realignment \$50	50.00	8-Jan-01	each
Variance, Board of-Appeal	non refundable fee each appeal			500.00	1-Feb-05	each
Zoning Amendment				1,500.00	8-Oct-13	each
Zoning Amendment	Designated municipal historic resource			-	27-Jan-03	each

FEE DISCRPTION				Bylaw 2014-02		GST	UNITS
				Approved FEE	Date Fee Effective		
Water and Waste Services	Private Fire Hydrant Servicing			170.00	1-Jan-12		each
Water and Waste Services	Utility Service Tie-Ins	Regular hours - fee + materials + 35% administration fee		225.00	1-Jan-12		per hour
Water and Waste Services	Utility Service Tie-Ins	After hours - fee + materials + 35% administration fee		450.00	1-Jan-12		per hour
Water and Waste Services	Sewer	flat rate/month	dwelling:single, multiple, duplex or semi-detached for each unit	13.65	1-Jan-11		month
Water and Waste Services	Sewer & Water	Equipment Rental	Water Service Freeze Machine	20.00	1-Jul-13	21.00	Per hour
Water and Waste Services	Sewer & Water	Equipment Rental	Sewer Router	20.00	1-Jul-13	21.00	Per hour
Water and Waste Services	Sewer & Water	Equipment Rental	Water Service Thaw Machine	20.00	1-Jul-13	21.00	Per hour
Water and Waste Services	Sewer & Water	Equipment Rental	Eductor - Vactor	170.00	1-Jul-13	178.50	Per hour
Water and Waste Services	Sewer & Water	flat rate/month - Single family dwelling	dwelling:single, multiple, duplex or semi-detached for each unit	68.68	1-Jan-14		month
Water and Waste Services	Sewer & Water	Flat rate/month - Plus 1 suite		103.01	1-Jan-14		month
Water and Waste Services	Sewer & Water	Flat rate/month - Plus 2 suites		137.30	1-Jan-14		month
Water and Waste Services	Sewer & Water	Flat rate/month - Plus 3 suites		171.64	1-Jan-14		month
Water and Waste Services	Sewer & Water	Flat rate/month - Plus 4 suites		274.65	1-Jan-14		month
Water and Waste Services	Sewer & Water	Flat rate/minth - Duplex Dwelling		137.30	1-Jan-14		month
Water and Waste Services	Sewer & Water	metered rate - each additional 1000 gallons over minimum	per 1,000 gallons	7.69	1-Jan-14		1000 gal
Water and Waste Services	Sewer & Water	metered rate - based on 17000 gallons	minimum charge	68.68	1-Jan-14		month
Water and Waste Services	Sewer & Water	metered rate - minimum based on 77.28 cubic meters		68.68	1-Jan-14		month
Water and Waste Services	Sewer & Water	metered rate - each additional 1 cubic meter over minimum		1.76	1-Jan-14		cubic meter
Water and Waste Services	Sewer & Water	Installation, Inspection Fee during regular hours		750.00	23-Feb-09		each
Water and Waste Services	Sewer & Water	Installation, Inspection Fee after hours and weekends		1,125.00	1-Jan-12		each
Water and Waste Services	Sewer & Water	Installation, Inspection Fee - No Shows (Contractor not ready; cancellations require 24 hours notice)		250.00	1-Jan-12		each
Water and Waste Services	Sewer & Water	Freeze Protection Testing Fee		250.00	23-Feb-09		each
Water and Waste Services	Sewer & Water	install by City: actual cost of installation as determined by the application of third party rates for labour & equipment, plus the full cost of all materials used together with a handling charge of 15%		varies	22-Jun-98		each
Water and Waste Services	Sewer & Water	service call not specified		actual	22-Jun-98		each
Water and Waste Services	Sewer & Water	greasing or removing grease from lines		actual	27-Jan-03		each
Water and Waste Services	Sewer & Water	permanent disconnection of service at the main plus restoration		actual	22-Jun-98		each
Water and Waste Services	Sewer & Water	shut off & turn on for benefit of customer (other than initial turn on) after normal business hours		actual	22-Jun-98		each
Water and Waste Services	Sewer & Water	shut off & turn on for benefit of customer (other than initial turn on) during normal business hours		80.00	1-Mar-11		each
Water and Waste Services	Sewer & Water	thawing or clearing private service		actual	22-Jun-98		each
Water and Waste Services	Sewer & Water	turn on for reinstatement after shut-off for non-payment after normal business hours		actual	22-Jun-98		each
Water and Waste Services	Sewer & Water	turn on for reinstatement after shut-off for non-payment during normal business hours		80.00	1-Mar-11		each
Water and Waste Services	Sewerage Dumping	flat rate for each truck load dumped	annual permit must be purchased	50.00	1-Jan-12		each load
Water and Waste Services	Sewerage Dumping Discharge Permit		annual fee	100.00	1-Jan-12		per year
Water and Waste Services	Water Bulk	Key Deposit		200.00	23-Feb-04		each
Water and Waste Services	Water Bulk	coin operated bulk water station	per 1,000 litres	2.00	1-Jan-11		1000 litres
Water and Waste Services	Service Cards	prepare and provide accurate service cards for new privately developed services		250.00	23-Feb-09		
Water and Waste Services	Water meter and remote test, repair, supply, or installation			actual	22-Jun-98		actual
Water and Waste Services	Water meter reading, special			80.00	1-Jan-12		each
Water and Waste Services	Water only	flat rate/month - Single family dwelling, Commercial & Bulk Water-based on 17000 gallons	dwelling, duplex or semi-detached for each unit	54.39	1-Jan-14		month
Water and Waste Services	Water only	metered rate/bulk rate - each additional 1000 gallons over minimum	per 1,000 gallons	6.49	1-Jan-14		1000 gal



FEE DISCRPTION			Bylaw 2013-54		Bylaw 2014-02		UNITS
			Approved Fee	Date Fee Effective	Approved Fee	Date Fee Effective	
Waste	Curbside Collection	Eligible premises	9.00	1-Jan-13	10.30	1-Jan-14	unit/month
Waste	Curbside Collection	Eligible premises - 2 Carts at \$10.30 + \$2.00 admin fee	20.00	8-Oct-13	22.60	1-Jan-14	unit/month
Waste	Compostable Waste	Sorted compostable waste; loose or in approved compostable bags	26.00	1-May-13	26.00	1-May-13	tonne
Waste	Compostable Waste	Organic material - small load	3.00	1-Jan-14	3.00	1-Jan-14	per load
Waste	Recyclable Waste	Recyclable Waste	0.00	11-Jul-00	0.00	11-Jul-00	no charge
Waste	Controlled Waste	animal carcasses-small	7.00	1-May-13	7.00	1-May-13	each
Waste	Controlled Waste	animal carcasses-large	15.00	1-May-13	15.00	1-May-13	each
Waste	Controlled Waste	Asbestos - in addition to C&D tipping fee	160.00	1-May-13	160.00	1-May-13	per load
Waste	Controlled Waste	minimum charge - to be weighed	35.00	1-May-13	35.00	1-May-13	each
Waste	Controlled Waste	Bulky items ie. Couch, recliners etc.	10.00	1-May-13	10.00	1-May-13	each
Waste	Controlled Waste	Bedsprings, mattresses	15.00	1-May-13	15.00	1-May-13	each
Waste	Controlled Waste	C&D and wood - small load	23.50	1-May-13	23.50	1-May-13	each
Waste	Controlled Waste	C&D Sorted large load - to be weighed	87.00	1-Jan-14	87.00	1-Jan-14	tonne
Waste	Controlled Waste	Clean fill	0.00	30-May-12	0.00	30-May-12	each
Waste	Controlled Waste	Designated municipal historic resource	0.00	28-Jun-99	0.00	28-Jun-99	each
Waste	Controlled Waste	Large metal recovery (small load)	23.90	1-Jan-08	23.90	1-Jan-08	each
Waste	Controlled Waste	Large metal recovery (weighed)	70.55	1-Jan-08	70.55	1-Jan-08	Tonne
Waste	Controlled Waste	Re-useable items	charged per item as per		charged per item as per		relevant category
Waste	Controlled Waste	White goods	15.00	1-May-13	15.00	1-May-13	each
Waste	Controlled Waste	White goods (containing refrigerant)	40.00	1-May-13	40.00	1-May-13	each
Waste	Residual Waste	Residual waste-up to 8 bags	5.00	1-May-13	5.00	1-May-13	1 to 8 bags
Waste	Residual Waste	Small load (Max 2mX2.5mX.3m or 6'X8'X2')	10.00	1-May-13	10.00	1-May-13	each
Waste	Residual Waste	Medium load (Max 2mX2.5mX1.2m or 6'X8'X4')	20.00	1-May-13	20.00	1-May-13	each
Waste	Residual Waste	Sorted large load - to be weighed	87.00	1-Jan-14	87.00	1-Jan-14	Tonne
Waste	Residual Waste	Sorted waste from outside city boundaries	115.00	1-May-13	115.00	1-May-13	Tonne
Waste	Residual Waste	Volume equivalent for properly sorted residual or C&D waste	15.00	1-May-13	15.00	1-May-13	cubic metre
Waste	Mixed Waste	C&D unsorted large load - to be weighed	250.00	23-Feb-09	250.00	23-Feb-09	Tonne
Waste	Mixed Waste	Soil mixed with other controlled waste	250.00	1-May-13	250.00	1-May-13	Tonne
Waste	Mixed Waste	Un-sorted large load - to be weighed	250.00	23-Feb-09	250.00	23-Feb-09	Tonne
Waste	Mixed waste	Un-sorted waste from outside city boundaries	250.00	1-Jan-10	250.00	1-Jan-10	Tonne
Waste	Mixed waste	volume equivalent for contaminated residual or C&D waste	30.00	1-May-13	30.00	1-May-13	cubic metre
Waste	Banned Landfill Waste	E-Waste - Audio - Small	5.00	1-Jan-12	5.00	1-Jan-12	each
Waste	Banned Landfill Waste	E-Waste - Audio - Large	10.00	1-Jan-12	10.00	1-Jan-12	each
Waste	Banned Landfill Waste	E-Waste - Computer - Small	10.00	1-Jan-12	10.00	1-Jan-12	each
Waste	Banned Landfill Waste	E-Waste - Computer - Large	15.00	1-Jan-12	15.00	1-Jan-12	each
Waste	Banned Landfill Waste	E-Waste - Monitors - Small Flat	15.00	1-Jan-12	15.00	1-Jan-12	each
Waste	Banned Landfill Waste	E-Waste - Monitors - Large Flat	30.00	1-Jan-12	30.00	1-Jan-12	each
Waste	Banned Landfill Waste	E-Waste - Monitors - Small CRT	20.00	1-Jan-12	20.00	1-Jan-12	each
Waste	Banned Landfill Waste	E-Waste - Monitors - Large CRT	40.00	1-Jan-12	40.00	1-Jan-12	each
Waste	Banned Landfill Waste	E-Waste - Handheld	1.00	1-Jan-12	1.00	1-Jan-12	each
Waste	Banned Landfill Waste	E-Waste - Copy Equipment - Small	10.00	1-Jan-12	10.00	1-Jan-12	each
Waste	Banned Landfill Waste	E-Waste - Copy Equipment - Large	40.00	1-Jan-12	40.00	1-Jan-12	each
Waste	Banned Landfill Waste	Tires with an inner diameter greater than 62 cm (24.5 inches)	40.00	1-May-13	40.00	1-May-13	each
Waste	Other	clean-up of waste not disposed of properly or spilled on street or lane	actual	22-Jun-98	actual	22-Jun-98	each
Waste	Other	Load inspection fee	100.00	1-Jan-10	100.00	1-Jan-10	per inspection
Waste	Other	removal of condemned waste receptacle	actual	28-Jun-99	actual	28-Jun-99	each
Waste	Other	removal of waste receptacle on street other than collection day	actual	28-Jun-99	actual	28-Jun-99	each
Waste	Other	testing weigh scale for accuracy	actual	28-Jun-99	actual	28-Jun-99	each
Waste	Other	Uncovered Load	250.00	23-Feb-09	250.00	23-Feb-09	each
Waste	Permit	Permit to Collect Waste	0.00	30-May-12	0.00	30-May-12	
Waste	Permit	Permit to Dispose Waste	0.00	30-May-12	0.00	30-May-12	
Waste	Permit	Permit to Transport Waste	0.00	30-May-12	0.00	30-May-12	
Waste	Permit	Scavenger Permit	100.00	23-Feb-09	100.00	23-Feb-09	each
Waste	Compost Sale	1 cubic yard bulk compost	55.00	1-May-12	55.00	1-May-12	cubic yard

**FEE DISCRPTION**

				Bylaw 2013-32		Final Fee 5% GST Inc	Unit
				Approved Fee	Date Fee Effective		
Bus Fares	Adult Monthly Pass	Age 19-59		68.20	1-Jan-08	71.60	each
Bus Fares	Adult Single-cash	Age 19-59		2.50	1-Jan-08	2.60	each
Bus Fares	Adult Ticket (sold in strips of 10)	Age 19-59		23.00	1-Jan-08	24.20	each strip
Bus Fares	Disabled Handy Bus-Cash	Handy Bus disabled customers that meet the eligibility requirements of Handy Bus Service		2.50	1-Jan-08	2.60	each
Bus Fares	Disabled Handy Bus-Monthly Pass	Handy Bus disabled customers that meet the eligibility requirements of Handy Bus Service		26.00	1-Jan-08	27.30	each
Bus Fares	Disabled Handy Bus-Ticket (strip of 10)	Handy Bus disabled customers that meet the eligibility requirements of Handy Bus Service		10.00	1-Jan-08	10.50	each strip
Bus Fares	Disabled Conventional Bus	Conventional Bus disabled customers that meet the eligibility requirements of Handy Bus Service		free	1-Jul-03	-	each
Bus Fares	Pre-schooler:4 and under accompanied by an adult (2 per adult)		proof of age may be required	free	22-Jun-98	-	each
Bus Fares	Senior Monthly Pass	Age 60 and over		26.00	1-Jan-08	27.30	each
Bus Fares	Senior Single-cash	Age 60 and over		2.50	1-Jan-08	2.60	each
Bus Fares	Senior Ticket (strips of 10)	Age 60 and over		10.00	1-Jan-08	10.50	each strip
Bus Fares	Youth Monthly Pass	Age 5-18		40.00	1-Jan-08	42.00	each
Bus Fares	Youth Single-cash	Age 5-18		2.50	1-Jan-08	2.60	each
Bus Fares	Youth Ticket (sold in strips of 10)	Age 5-18		15.00	1-Jan-08	15.80	each strip
Group Pass	College	0% -10% (0-55) of students participating	0% Transit Discount	248.00	1-Jan-13	260.40	each
Group Pass	College	10%-20% (56-110) of students participating	0% Transit Discount	248.00	1-Jan-13	260.40	each
Group Pass	College	20%-30% (111-165) of students participating	20% Transit Discount	198.40	1-Jan-13	208.30	each
Group Pass	College	30%-40% (166-220) of students participating	20% Transit Discount	198.40	1-Jan-13	208.30	each
Group Pass	College	40%-50% (221-275) of students participating	35% Transit Discount	161.20	1-Jan-13	169.30	each
Group Pass	College	50% -60% (276-330) of students participating	35% Transit Discount	161.20	1-Jan-13	169.30	each
Group Pass	College	60% -70% (331-385) of students participating	50% Transit Discount	124.00	1-Jan-13	130.20	each
Group Pass	College	70% -80% (386-440) of students participating	50% Transit Discount	124.00	1-Jan-13	130.20	each
Group Pass	College	80% -90% (441-495) of students participating	75% Transit Discount	62.00	1-Jan-13	65.10	each
Group Pass	College	90% -100% (496-550) of students participating	75% Transit Discount	62.00	1-Jan-13	65.10	each
Group Pass	Education	0% of eligible students or employees participating	0% Transit Discount	40.00	1-May-12	42.00	each
Group Pass	Education	25% of eligible students or employees participating	10% Transit Discount	36.00	1-May-12	37.80	each
Group Pass	Education	50% of eligible students or employees participating	15% Transit Discount	34.00	1-May-12	35.70	each
Group Pass	Education	75% of eligible students or employees participating	20% Transit Discount	32.00	1-May-12	33.60	each
Group Pass	Education	100% of eligible students or employees participating	25% Transit Discount	30.00	1-May-12	31.50	each
Group Pass	Employers 5-25 Participants	0% of employees participating	0% Transit Discount	62.00	1-Jun-12	65.10	each
Group Pass	Employers 5-25 Participants	25% of employees participating	3.75% Transit Discount	59.68	1-Jun-12	62.70	each
Group Pass	Employers 5-25 Participants	50% of employees participating	7.50% Transit Discount	57.35	1-Jun-12	60.20	each
Group Pass	Employers 5-25 Participants	75% of employees participating	11.25% Transit Discount	55.03	1-Jun-12	57.80	each
Group Pass	Employers 5-25 Participants	100% of employees participating	15.0% Transit Discount	52.70	1-Jun-12	55.30	each
Group Pass	Employers 26-50 Participants	0% of employees participating	0% Transit Discount	62.00	1-Jun-12	65.10	each
Group Pass	Employers 26-50 Participants	25% of employees participating	5% Transit Discount	58.90	1-Jun-12	61.80	each
Group Pass	Employers 26-50 Participants	50% of employees participating	10% Transit Discount	55.80	1-Jun-12	58.60	each
Group Pass	Employers 26-50 Participants	75% of employees participating	15% Transit Discount	52.70	1-Jun-12	55.30	each
Group Pass	Employers 26-50 Participants	100% of employees participating	20% Transit Discount	49.60	1-Jun-12	52.10	each
Group Pass	Employers over 50 Participants	0% of employees participating	0% Transit Discount	62.00	1-Jun-12	65.10	each

**FEE DISCRPTION**

				Bylaw 2013-32		Final Fee 5% GST Inc	Unit
				Approved Fee	Date Fee Effective		
Group Pass	Employers over 50 Participants	25% of employees participating	6.25% Transit Discount	58.13	1-Jun-12	61.00	each
Group Pass	Employers over 50 Participants	50% of employees participating	12.50% Transit Discount	54.25	1-Jun-12	57.00	each
Group Pass	Employers over 50 Participants	75% of employees participating	18.75% Transit Discount	50.38	1-Jun-12	52.90	each
Group Pass	Employers over 50 Participants	100% of employees participating	25% Transit Discount	46.50	1-Jun-12	48.80	each
Group Pass	Youth - Employers 5-25 Participants	0% of employees participating	0% Transit Discount	40.00	1-Jul-13	42.00	each
Group Pass	Youth - Employers 5-25 Participants	25% of employees participating	3.75% Transit Discount	38.50	1-Jul-13	40.40	each
Group Pass	Youth - Employers 5-25 Participants	50% of employees participating	7.50% Transit Discount	37.00	1-Jul-13	38.90	each
Group Pass	Youth - Employers 5-25 Participants	75% of employees participating	11.25% Transit Discount	35.50	1-Jul-13	37.30	each
Group Pass	Youth - Employers 5-25 Participants	100% of employees participating	15.0% Transit Discount	34.00	1-Jul-13	35.70	each
Group Pass	Youth - Employers 26-50 Participants	0% of employees participating	0% Transit Discount	40.00	1-Jul-13	42.00	each
Group Pass	Youth - Employers 26-50 Participants	25% of employees participating	5% Transit Discount	38.00	1-Jul-13	39.90	each
Group Pass	Youth - Employers 26-50 Participants	50% of employees participating	10% Transit Discount	37.00	1-Jul-13	38.90	each
Group Pass	Youth - Employers 26-50 Participants	75% of employees participating	15% Transit Discount	34.00	1-Jul-13	35.70	each
Group Pass	Youth - Employers 26-50 Participants	100% of employees participating	20% Transit Discount	32.00	1-Jul-13	33.60	each
Group Pass	Youth - Employers over 50 Participants	0% of employees participating	0% Transit Discount	40.00	1-Jul-13	42.00	each
Group Pass	Youth - Employers over 50 Participants	25% of employees participating	6.25% Transit Discount	37.50	1-Jul-13	39.40	each
Group Pass	Youth - Employers over 50 Participants	50% of employees participating	12.50% Transit Discount	35.00	1-Jul-13	36.80	each
Group Pass	Youth - Employers over 50 Participants	75% of employees participating	18.75% Transit Discount	32.50	1-Jul-13	34.10	each
Group Pass	Youth - Employers over 50 Participants	100% of employees participating	25% Transit Discount	30.00	1-Jul-13	31.50	each
Advertising	Bench Back	monthly	21"x69" ad panel	82.50	1-Jan-13	86.60	each
Advertising	Bench Back	yearly	21"x69" ad panel	825.00	1-Jan-13	866.30	each
Advertising	Exterior King panels, side of bus	monthly	139"x30" ad panel	275.00	1-Jan-13	288.80	each
Advertising	Exterior King panels, side of bus	yearly	139"x30" ad panel	2,750.00	1-Jan-13	2,887.50	each
Advertising	Interior panel	monthly	11"x21" ad panel	33.00	1-Jan-13	34.70	each
Advertising	Interior panel	yearly	11"x21" ad panel	352.00	1-Jan-13	369.60	each
Advertising	Shelters	monthly	47 1/4" x 68 1/2"	385.00	1-Jul-13	404.30	each
Advertising	Shelters	yearly	47 1/4" x 68 1/2"	3,850.00	1-Jul-13	4,042.50	each
Advertising	Vinyl application bus wrap	yearly	1/3 side of bus	1,650.00	1-Jan-13	1,732.50	each
Advertising	Vinyl application bus wrap	yearly	Full side of bus	3,850.00	1-Jan-13	4,042.50	each
Advertising	Vinyl application bus wrap	yearly	1/3 exterior bus	7,700.00	1-Jan-13	8,085.00	each
Advertising	Back face of bus passes	yearly	Includes Adult 300, Youth 400, Seniors 100	1,980.00	1-Jan-13	2,079.00	each

FEE DISCRPTION				Bylaw 2014-02		Final Fee 5% GST Inc	UNITS
				Approved Base Fee	Date Fee Effective		
Rec Facilities	Administration	Withdrawal/Change	All Programs	25.00	1-Jul-13		Each
Rec Facilities	***non-profit groups charging admission pay the regular rate - this will apply to all non-profit rates				23-Feb-09		
Rec Facilities	***for profit groups minimum full cost recovery plus negotiated terms by the Department Manager or designate				1-Mar-11		
Rec Facilities	Dry Floor (Arenas/Fieldhouses)	Bookings greater than 12 hrs/day without prior notification-staff OT Actual will be charged		Actual Cost	1-Jan-10	Actual Cost Plus GST	hour
Rec Facilities	Dry Floor (Arenas/Fieldhouses/Flexihall)	Regular Rate	12 hour day plus cost for staff	1819.13	1-Sep-14	1910.10	ea 12hr day+
Rec Facilities	Dry Floor (Arenas/Fieldhouses/Flexihall)	Regular Rate	One half (1/2) day plus cost for staff	909.71	1-Sep-14	955.20	ea half day+
Rec Facilities	Dry Floor (Arenas/Fieldhouses/Flexihall)	City Clean Up-Non Profit Organization	12 hour day plus cost for staff	1455.95	1-Sep-14	1528.75	ea 12hr day+
Rec Facilities	Dry Floor (Arenas/Fieldhouses/Flexihall)	City Clean Up-Non Profit Organization	One half (1/2) day plus cost for staff	727.87	1-Sep-14	764.25	ea half day+
Rec Facilities	Rental, Leisure Ice	Dry-Floor Leisure Ice	1/3 of Dry floor arena rates		1-Jan-11	0.00	1/2 day
Amended by Bylaw 20	Dry Floor (Arenas)	Youth Clubs/Programs		69.75	1-Sep-14	73.25	hour
Rec Facilities	Dry Floor (Arenas)	Adult Clubs/Programs		104.58	1-Sep-14	109.80	hour
Rec Facilities	Rental - 1/3 of Fieldhouse/Flexihall	1/3 Field	1/3 of Fieldhouse Rate	0.00	1-Jan-11	0.00	
Rec Facilities	Rental - 1/2 of Fiedhouse/Flexihall	1/2 Field	1/2 of Fieldhouse Rate	0.00	1-Jan-11	0.00	
Rec Facilities	Rental, Fieldhouses	Non-prime Youth Discount	6am-3pm Mon-Fri	52.32	1-Sep-14	54.95	hour
Rec Facilities	Rental, Fieldhouses	Non-prime AdultDiscount	6am-3pm Mon-Fri	78.43	1-Sep-14	82.35	hour
Rec Facilities	Rental, Takhini Mezzanine	summer season(no ice)-min 2 hr	Renter Clean Up	57.34	1-Sep-14	60.20	hour
Rec Facilities	Rental, Mezzanine (Takhini Arena)	winter season (ice in)	Renter Clean Up	38.23	1-Sep-14	40.15	hour
Rec Facilities	Rental, Outdoor Training Field (Takhini Arena)	April 1 - Sept 30 (based on field condition)		Actual Cost	23-Feb-09	Actual Cost Plus GST	each
Rec Facilities	Rental, Snowball	Maximum 1.5 hours -rental ea per 15 min		48.14	1-Sep-14	50.55	ea 15 min
Rec Facilities	Rental, Parking Lot	per 12 hour day	valid April 1-Sept 30 (outside regular season)	470.37	1-Sep-14	493.90	per day
Rec Facilities	Rental, Parking Lot	per 6 hour half day	valid April 1-Sept 30 (outside regular season)	235.19	1-Sep-14	246.95	per 1/2 day
Rec Facilities	Rental, Ice Regular season non-prime time	Adult Non Profit Discount	weekdays 6 am-3pm	115.59	1-Sep-14	121.35	hour
Rec Facilities	Rental, Ice Regular season Non PrimeTime	S/Y/D Non Profit Discount	Weekdays 6am - 3pm	73.36	1-Sep-14	77.05	hour
Rec Facilities	Rental, Ice Regular Season PrimeTime	Adult Non Profit Discount	outside weekdays 6am-3pm (regular season)	154.22	1-Sep-14	161.95	hour
Rec Facilities	Rental, Ice Regular Season PrimeTime	S/Y/D Non Profit Discount	outside weekdays 6am-3pm (regular season)	97.78	1-Sep-14	102.65	hour
Rec Facilities	Rental, Ice Regular Season	Regular & Summer	January 1-December 31	197.45	1-Sep-14	207.30	hour
Rec Facilities	Rental, Ice Summer	Not For Profit Groups	May - August (outside regular season)	151.78	1-Sep-14	159.35	each
Rec Facilities	Storage/Exclusive Use Space	Storage Locker	Less Than 100 Cu Ft	114.74	1-Sep-14	120.45	year

FEE DISCRIPTION				Bylaw 2014-02		Final Fee 5% GST Inc	UNITS
				Approved Base Fee	Date Fee Effective		
Rec Facilities	Storage/Exclusive Use Space	Small areas - 100-299 cu ft		458.07	1-Sep-14	480.95	year
Rec Facilities	Storage/Exclusive Use Space	Medium areas - 300-699 cu ft		686.78	1-Sep-14	721.10	year
Rec Facilities	Storage/Exclusive Use Space	Large areas - 700-1000 cu ft		914.49	1-Sep-14	960.20	year
Rec Facilities	Storage/Exclusive Use Space	Other areas	Over 1000 Cu Ft. or has specialized services	1144.35	1-Sep-14	1201.55	year
Rec Facilities	Office Space	office space rental		207.06	1-Sep-14	217.40	Monthly
Rec Facilities	Rental	Kiosk Space	Non-Profit	27.20	1-Sep-14	28.55	Day
Rec Facilities	Booking Amendment Fee	Request for changes to their rentals after be		5.00	1-Sep-14	No GST	Day
Rec Facilities	Rental	Static Display Space	with written approval by Manager	10.69	1-Sep-14	11.20	Day
Rec Facilities	Rental	Additional Staff	Extra rec staff required for rental or event support	hourly rate + staff	1-Sep-14	hourly rate + staff	hour
Rec Facilities	Rental, Concourse	with written approval by Manager		53.34	1-Sep-14	56.00	hour
Rec Facilities	Rental, Grey Mountain Room	Mt McIntyre Rec Centre-Grey Mountain Room		38.23	1-Sep-14	40.15	hour
Rec Facilities	Rental, Kitchen	Mt McIntyre Rec Centre - Kitchen		36.24	1-Sep-14	38.05	Day
Rec Facilities	Rental, Wellness Studio, Family Literacy Centre	Can. Games Centre	with written approval	38.23	1-Sep-14	40.15	hour
Rec Facilities	Rental, Meeting Rooms	Can. Games Centre		19.11	1-Sep-14	20.05	hour
Rec Facilities	Rental, Child-Play Area	Canada Games Centre	Sat/Sun 10 - 11 am only	52.24	1-Sep-14	54.85	hour
Rec Facilities	Rental, Pool	Regular Rate	2 Lifeguards for up to 50 people	299.69	1-Sep-14	314.65	hour
Rec Facilities	Rental, Pool	Pool-Adult Non-Profit Discount	2 Lifeguards for up to 50 people	224.77	1-Sep-14	236.00	hour
Rec Facilities	Rental, Pool	Pool - Youth/Senior/Disabled Non-Profit Discount	2 Lifeguards for up to 50 people	75.60	1-Sep-14	79.40	hour
Rec Facilities	Rental, Pool Lane	Pool Lane	1/8 of Pool Rental Rates	0.00	1-Jan-11	0.00	hour
Rec Facilities	Daily Single Admission	Adult		7.10	1-Sep-14	7.45	each
Rec Facilities	Daily Single Admission	Youth/Senior/Student	13 to 18 years: 60 yrs or older, or Valid Student ID is required	5.80	1-Sep-14	6.10	each
Rec Facilities	Daily Single Admission	Child/Disabled		3.70	1-Sep-14	3.90	each
Rec Facilities	Daily Single Admission	Family	Family living in one household	16.61	1-Sep-14	17.45	each
Rec Facilities	Daily Single Admission	Small Child		No Charge	15-Oct-05	No Charge	each
Rec Facilities	Swimming Lessons	See Leisure Guide		See Leisure Guide			each
Rec Facilities	Fitness Classes	See Leisure Guide		See Leisure Guide			each
Rec Facilities	Annual Pass	Adult	19 - 59 years	488.38	1-Sep-14	512.80	each
Rec Facilities	Annual Pass	Youth/Senior/Student	13 to 18 years: 60 yrs or older, or Valid Student ID is required	394.31	1-Sep-14	414.05	each

FEE DISCRPTION				Bylaw 2014-02		Final Fee 5% GST Inc	UNITS
				Approved Base Fee	Date Fee Effective		
Rec Facilities	Annual Pass	Child/Disabled	2 to 12 years: Disabled Person	243.69	1-Sep-14	255.85	each
Rec Facilities	Monthly Pass	Adult	19 - 59 years	48.84	1-Sep-14	51.30	each
Rec Facilities	Monthly Pass	Youth/Senior/Student	13 to 18 years: 60 yrs or older, or Valid Student ID is required	39.43	1-Sep-14	41.40	each
Rec Facilities	Monthly Pass	Child/Disabled	2 to 12 years: Disabled Person	24.42	1-Sep-14	25.65	each
Rec Facilities	Group Membership		10 or more people - 10% off annual membership rates	0.00	1-Sep-14	0.00	each
Rec Facilities	Family Monthly Pass	Family (Adult)	1st Adult in Household	48.84	1-Sep-14	51.30	each
Rec Facilities	Family Monthly Pass	Family (Adult)	2nd Adult in Household	41.83	1-Sep-14	43.90	each
Rec Facilities	Family Monthly Pass	Family (Senior/Student)	1st Senior/Student in Household	39.43	1-Sep-14	41.40	each
Rec Facilities	Family Monthly Pass	Family (Senior/Student)	2nd Senior/Student in Household	33.83	1-Sep-14	35.50	each
Rec Facilities	Family Monthly Pass	Family (Disabled)	1st Disabled in Household	24.42	1-Sep-14	25.65	each
Rec Facilities	Family Monthly Pass	Family (Youth, Child, Disabled)	Each Youth/Child/Disabled Person added to a family	10.71	1-Sep-14	11.25	each
Rec Facilities	Family Annual Pass	Family (Adult)	1st Adult in Household	488.39	1-Sep-14	512.80	each
Rec Facilities	Family Annual Pass	Family (Adult)	2nd Adult in Household (15% off)	418.53	1-Sep-14	439.45	each
Rec Facilities	Family Annual Pass	Family (Senior/Student)	1st Senior/Student in Household	394.31	1-Sep-14	414.05	each
Rec Facilities	Family Annual Pass	Family (Senior/Student)	2nd Senior/Student in Household (15% Off)	337.87	1-Sep-14	354.75	each
Rec Facilities	Family Annual Pass	Family (Disabled)	1st Disabled in Household	243.69	1-Sep-14	255.85	each
Rec Facilities	Family Annual Pass	Family (Youth, Child, Disabled)	Each Youth/Child/Disabled Person added to a family	107.18	1-Sep-14	112.55	each
Rec Facilities	Adult Programming	min. 100% recoverable		See Leisure Guide	1-Jan-10		each
Rec Facilities	Children/Youth/Senior/Disabled Programming	min. 50% recoverable	not including daycamp	See Leisure Guide	1-Jan-10		each
Rec Facilities	Daycamp Programming	min. 60% recoverable		See Leisure Guide	1-Mar-11		each
Rec Facilities	Punchcard (10)	Adult		62.94	1-Sep-14	66.10	each
Rec Facilities	Punchcard (10)	Youth/Senior/Student	13 to 18 years: 60 yrs or older, or Valid Student ID is required	50.74	1-Sep-14	53.30	each
Rec Facilities	Punchcard (10)	Child/Disabled		31.72	1-Sep-14	33.30	each
Rec Facilities	Punchcard (10)	Family	Family living in one household	150.12	1-Sep-14	157.60	each
Rec Facilities	Rental, set up	1/2 of regular rental rate		1/2 of regular rental rate	1-Jan-10	1/2 of regular rental rate	per booking
Rec Facilities	Rental, Fieldhouses	S/Y/D Non Profit Discount	Flexihall or Fieldhouse	69.76	1-Sep-14	73.25	hour
Rec Facilities	Rental, Fieldhouses	Adult Non Profit Discount	Flexihall or Fieldhouse	104.58	1-Sep-14	109.80	hour
Rec Facilities	Rental, Fieldhouses	Regular Rate	Flexihall or Fieldhouse	139.51	1-Sep-14	146.50	hour

FEE DISCRPTION				Bylaw 2014-02		Final Fee 5% GST Inc	UNITS
				Approved Base Fee	Date Fee Effective		
Rec Facilities	Rental Sports Equipment	skate rentals/badminton racquets		3.39	1-Sep-14	3.55	per unit
Rec Facilities	Rental	Portable Bleachers	Staff costs	Actual Cost	1-Sep-13	Actual Cost	each
Rec Facilities	Rental	Mobile Electric Cart	240 Volts	90.48	1-Sep-13	95.00	each
Rec Facilities	Rental	AV Equipment	TV/VCR/Overhead Projector	10.48	1-Sep-13	11.00	each
Rec Facilities	Rental	LCD Projector and screen		53.33	1-Sep-13	56.00	each
Rec Facilities	Rental	Fitness/Party Equipment	DDR/Treadmills etc	53.33	1-Sep-13	56.00	each
Rec Facilities	Rental	Podium		10.48	1-Sep-13	11.00	each
Rec Facilities	Rental	Table		10.48	1-Sep-13	11.00	each
Rec Facilities	Rental	Chairs		1.90	1-Sep-13	2.00	each
Rec Facilities	Pipe & Drape			3.95	1-Sep-14	4.15	per linear foot
Rec Facilities	Floor covering installation	staff costs		Actual Cost	1-Sep-06	Actual Cost Plus GST	actual cost
Rec Facilities	Stage (4' X 8' Risers)			62.75	1-Sep-14	65.90	each
Party Package	Party set-up for 5-10 people			14.30	23-Feb-09	15.00	per unit
Party Package	Party set-up for 11-20 people			23.80	23-Feb-09	25.00	per unit
Party Package	Party set-up for 21-30 people			35.70	23-Feb-09	37.50	per unit
Party Package	Party set-up for 31-40 people			47.60	23-Feb-09	50.00	per unit
Party Package	Party set-up for over 40 people	each person over 40		1.40	23-Feb-09	1.45	each
Party Package	Theme Party Package (Member Rate)	include party rm,party leader,supplies		145.71	1-Oct-12	153.00	per 2 hours
Party Package	Theme Party Package (Non-Memeber)	include party rm,party leader,supplies		185.71	1-Oct-12	195.00	per 2 hours
Rec Facilities	Advertising	Board Advertising - CGC	Board advertising for arenas and fieldhouses	785.72	1-Jan-14	825.00	annual
Rec Facilities	Advertising	Poster Ads	Poster Ads up to 11x17	23.81	1-Jan-14	25.00	Monthly
Rec Facilities	Advertising	4x8 Sign - CGC	4x8 Sign Advertising	519.05	1-Jan-14	545.00	annual
Rec Facilities	Advertising	Takhini Arena	65% of CGC Advertising rates	65% of CGC rates	1-Sep-11	65% of CGC rates	annual
Rec Facilities	Advertising	Resurfacer - CGC	1 Side	1000.00	1-Jun-12	1050.00	annual
Rec Facilities	Advertising	Resurfacer - CGC	2 Sides	1500.00	1-Jun-12	1575.00	annual
Rec Facilities	Advertising	Resurfacer - CGC	Top	750.00	1-Jun-12	787.50	annual
Rec Facilities	Advertising	Resurfacer - CGC	Front	500.00	1-Jun-12	525.00	annual
Rec Facilities	Advertising	Resurfacer - CGC	Rear	250.00	1-Jun-12	262.50	annual

FEE DISCRPTION				Bylaw 2014-02		Final Fee 5% GST Inc	UNITS
				Approved Base Fee	Date Fee Effective		
Rec Facilities	Advertising	Resurfacer - CGC	Entire Machine	2000.00	1-Jun-12	2100.00	annual
Rec Facilities	Advertising	Ice Logo - CGC	1/2 Centre Ice	1500.00	1-Jun-12	1575.00	annual
Rec Facilities	Advertising	Ice Logo - CGC	Full Centre Ice	2000.00	1-Jun-12	2100.00	annual
Rec Facilities	Advertising	Ice Logo - CGC	Neutral Zone	1000.00	1-Jun-12	1050.00	annual
Rec Facilities	Advertising	Ice Logo - CGC	End Zone	1000.00	1-Jun-12	1050.00	annual
Rec Facilities	Advertising	Ice Logo - CGC	Blue Line	1000.00	1-Jun-12	1050.00	annual
Rec Facilities	Advertising	Ice Logo - CGC	Face Off Dots	250.00	1-Jun-12	262.50	annual
Rec Facilities	Advertising	Hallway Beams	Takhini Arena Only	75.00	1-Jun-12	78.75	annual
Rec Facilities	Advertising	Active Living Guide-Non-Profit Organization	Fall & Winter/Spring Act.Liv.Guide	81.26	1-Jan-14	85.30	each
Rec Facilities	Advertising	Active Living Guide-Non-Profit Organization	Fall & Winter/Spring Act.Liv.Guide	133.62	1-Jan-14	140.30	each
Rec Facilities	Advertising	Active Living Guide - Profit Organizations	Fall & Winter/Spring Act.Liv.Guide	133.62	1-Jan-14	140.30	each
Rec Facilities	Advertising	Active Living Guide - Profit Organizations	Fall & Winter/Spring Act.Liv.Guide	240.96	1-Jan-14	253.00	each
Rec Facilities	Advertising	Active Living Guide - Cover Pages	10% off 2 editions, 15% off 3 editions	1566.24	1-Jan-14	1644.55	each
Rec Facilities	Deposit, Key-Joint Use		All Facilities	50.00	1-Jan-10	no gst	each
Rec Facilities	Joint Use Agreement	Yukon Government	Arenas	Actual Cost	1-Sep-03	no gst	each
Rec Facilities	Joint Use Agreement	Yukon Government	Lions Aquatic Centre	Actual Cost	1-Sep-03	no gst	each
Rec Facilities	Joint Use Agreement	Yukon Government	Arenas	50.00	1-Jan-10	no gst	each
Rec Facilities	Keys Replacement	all facilities	all facilities	50.00	1-Jan-10	no gst	each
Rec Facilities	Child Minding Admission	Child		2.57	1-Sep-13	2.70	per 30 minutes
Rec Facilities	Child Minding Punchcard (10)	Child		20.51	1-Sep-13	21.55	each
Rec Facilities	Basic Body Composition Analysis	Individual		20.71	1-Sep-13	21.75	each
Rec Facilities	Basic Body Composition Analysis	Team		103.53	1-Sep-13	108.70	each



**FEE DISCRPTION**

				Bylaw 2011-06		Final Fee 5% GST Inc	UNITS
				Approved Base Fee	Date Fee Effective		
Operations	Equipment Charge	Tandem Dump & Tractor	Charge out rate for Tandem Dump Truck & Tractor	76.00	01-Jan-11	79.80	per hour
Public Works	Equipment Charge	Eductors - Vactors	Charge out rate for Eductor - Vactors	90.00	01-Jan-11	94.50	per hour
Public Works	Equipment Charge	Road Grader	Charge out rate for Road Grader	94.00	01-Jan-11	98.70	per hour
Public Works	Equipment Charge	Pickups	Charge out rate for Pickups	19.00	01-Jan-11	19.95	per hour
Public Works	Equipment Charge	One Tons	Charge out rate for One Tons	30.00	01-Jan-11	31.50	per hour
Public Works	Equipment Charge	Loaders	Charge out rate for Loaders	90.00	01-Jan-11	94.50	per hour
Public Works	Equipment Charge	Single Axle 5 Ton	Charge out rate for Single Axle 5 Ton	74.00	01-Jan-11	77.70	per hour
Public Works	Equipment Charge	Track Hoe	Charge out rate for Track Hoe	125.00	01-Jan-11	131.25	per hour
Public Works	Equipment Charge	Wheel Case Hoe	Charge out rate for Wheel Case Hoe	65.00	01-Jan-11	68.25	per hour
Public Works	Equipment Charge	Street Sweepers	Charge out rate for Street Sweepers	83.00	01-Jan-11	87.15	per hour
Public Works	Equipment Charge	Skid Steer	Charge out rate for Skid Steer	50.00	01-Jan-11	52.50	per hour
Public Works	Equipment Charge	Steamer Truck	Charge out rate for Steamer Truck	192.00	01-Jan-11	201.60	per hour
Public Works	Equipment Charge	Bucket Truck	Charge out rate for Bucket Truck	150.00	01-Jan-11	157.50	per hour
Public Works	Equipment Charge	Vibrator Roller	Charge out rate for Vibrator Roller	50.00	01-Jan-11	52.50	per hour
Public Works	Equipment Charge	Paver	Charge out rate for Paver	100.00	01-Jan-11	105.00	per hour
Public Works	Equipment Charge	Pothole Patcher	Pothole Patcher with 2 Operators	600.00	01-Jan-11	630.00	per hour
Public Works	Equipment Charge	Compressor	Charge out rate for Compressor	50.00	01-Jan-11	52.50	per hour
Public Works	Equipment Charge	Tapping Tool	Charge out rate for Tapping Tool	80.00	01-Jan-11	84.00	per hour
Public Works	Equipment Charge	Camera	Charge out rate for Camera	40.00	01-Jan-11	42.00	per hour
Public Works	Equipment Charge	Brush Chipper	Charge out rate for Brush Chipper	50.00	01-Jan-11	52.50	per hour
Public Works	Labour	Public Works Personnel	Charge out rate for Public Works Personnel	61.00	01-Mar-11	64.05	per hour

**6) 2014-2017 Capital Budget Summary**

## 2014-2017 Capital Budget Summary

	2014	2015	2016	2017	Total
<b>Engineering Services</b>					
Total Approved	4,485,000	5,965,000	1,946,000	300,000	12,696,000
Operating Impact		22,600	22,600	22,600	67,800
<b>Financial Services</b>					
Total Approved	125,000	50,000	50,000	50,000	275,000
<b>Human Resources &amp; Safety Services</b>					
Total Approved	80,000	80,000	70,000	60,000	290,000
<b>Business &amp; Technology Systems</b>					
Total Approved	860,200	855,200	793,200	863,200	3,371,800
<b>Building &amp; Fleet Maintenance</b>					
Total Approved	2,962,500	2,777,000	890,000	710,000	7,339,500
Operating Impact	212,988	241,726	352,100	352,100	1,158,914
<b>Bylaw Services</b>					
Total Approved	70,000	10,000			80,000
Operating Impact	-40,000	-38,000	-38,000	-38,000	-154,000
<b>Fire</b>					
Total Approved	836,000	520,000	143,000	88,000	1,587,000
<b>Operations</b>					
Total Approved	160,000	278,000	145,000	279,000	862,000
<b>Environmental Sustainability</b>					
Total Approved	318,000	253,000			571,000
<b>Water and Waste Services</b>					
Total Approved	1,180,000	1,110,000	255,000	50,000	2,595,000
<b>Planning Services</b>					
Total Approved	1,470,500	60,000	310,000	10,000	1,850,500
<b>Parks and Trails</b>					
Total Approved	320,000	360,000	910,000	525,000	2,115,000
Operating Impact			31,300	31,300	62,600
<b>Recreation &amp; Facility Services</b>					
Total Approved	40,000	40,000	40,000	190,000	310,000
<b>Total Capital Expenditures</b>	<b>12,907,200</b>	<b>12,358,200</b>	<b>5,552,200</b>	<b>3,125,200</b>	<b>33,942,800</b>
<b>Total Operating Impact*</b>	<b>172,988</b>	<b>226,326</b>	<b>368,000</b>	<b>368,000</b>	<b>1,135,314</b>

\* The Operating Impact has been built into the 2014 - 2016 Operating Budget