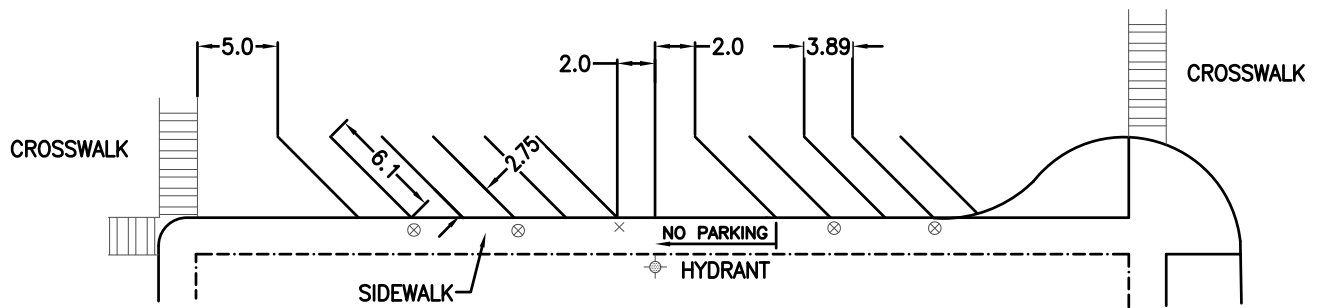
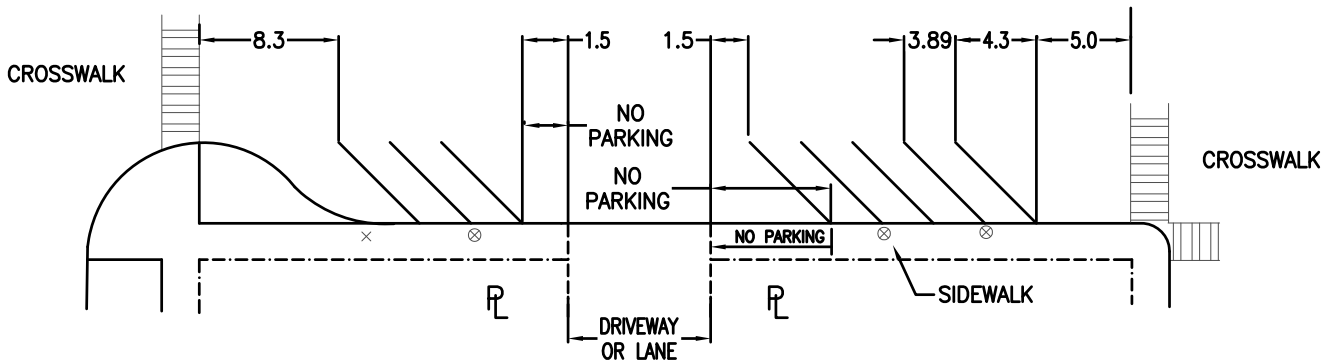
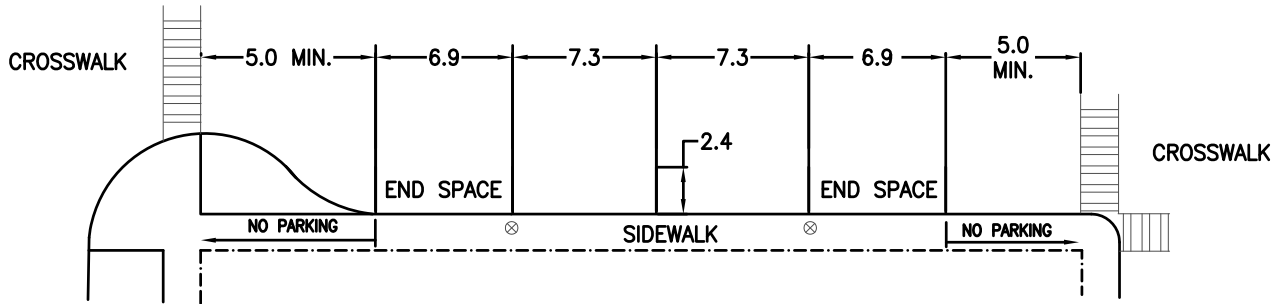


**NOTE:**

1. DIMENSIONS PROVIDED ARE IN METRES.



**LEGEND**

- ⊗ DOUBLE HEAD PARKING METER
- × SINGLE HEAD PARKING METER

**PARKING METER BASE SPACING**

- 3.89 m BETWEEN SINGLE HEAD METERS
- 7.78 m BETWEEN DOUBLE HEADED METERS
- SET BASES TO MINIMIZE THE NUMBER REQUIRED
- REFER TO STANDARD DRAWING No. C900.2 FOR SETTING OF METER BASES
- MIN. ANGLE PARKING SPACE WIDTH IS 2.75 m AS PER CURRENT CITY ZONING BYLAW
- MIN. PARALLEL PARKING SPACE WIDTH IS 2.4 m AS PER CURRENT CITY ZONING BYLAW



Engineering Department

**45° & PARALLEL PARKING**

DATE: JANUARY 2007

STD DWG

C12.0