

# whitehorse.ca/play

Your online access to Parks and Recreation Services!



## How to create your new account

### STEP 1

- Visit whitehorse.ca/play
- Click on **'My Play Account'** (takes you to new software page)
- Click on 'Signup' at the top of the page

### STEP 2

- Complete all fields with current information. The primary owner must register first. Family members can be added once your account has been activated.
- Once all fields are complete, click the Submit button.

\*Important - An email will be sent to the email address provided, with your username and temporary password.

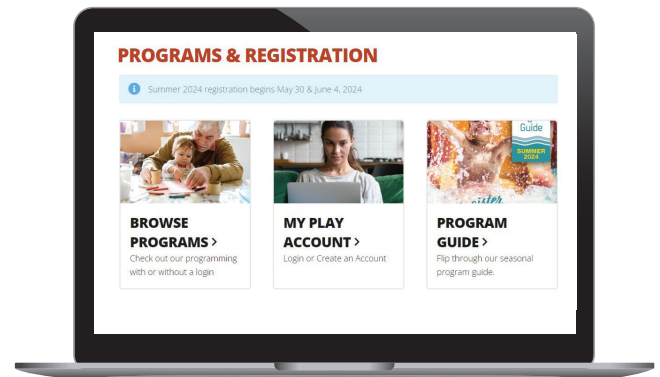
### STEP 3

- After clicking the Submit button, you'll be taken to your new online account.
- Click on the 'Manage Login' button at the top of the screen and enter the temporary password emailed to you, then enter a NEW password.\*
- Click on 'Add Family Member' to add additional members to your account.

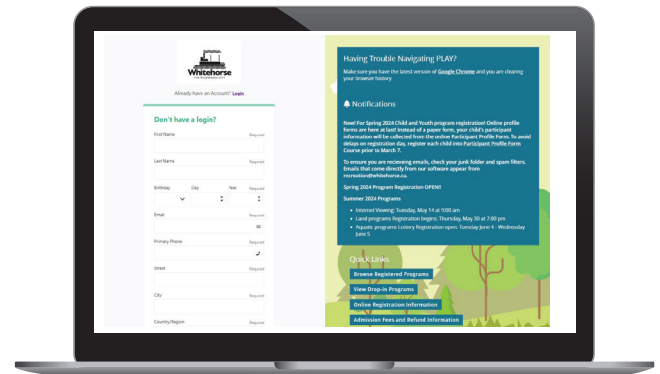
\*Important - Passwords must include the following: 8 characters long, 1 upper case letter, 1 lower case letter, 1 number, 1 special character.



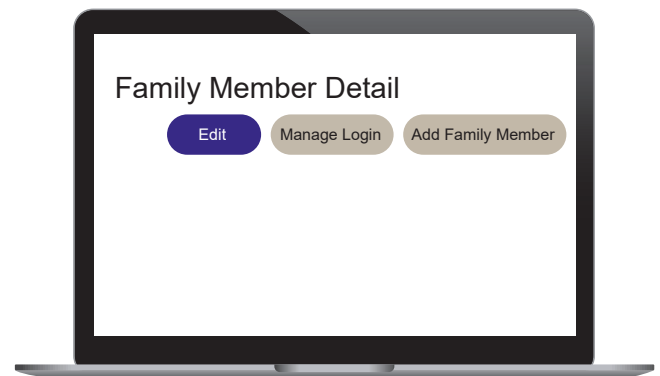
Please note: our system runs best with the most recent version of Google Chrome.



Step 1



Step 2



Step 3



### NEED HELP?

For more information, please call 867-668-8360 or visit us in person at the Canada Games Centre.



Organizations must visit the Canada Games Centre to create your account in person.