

whitehorse.ca/play

Your online access to Parks and Recreation Services!



How to register for programs online

STEP 1

- Visit whitehorse.ca/play
- Click on '**Browse Programs**' (takes you to new software page)

STEP 2 - Select an Activity

- Search for a program by **Date Range**, **Days of Week**, **Keyword**, **Service** or **Age**

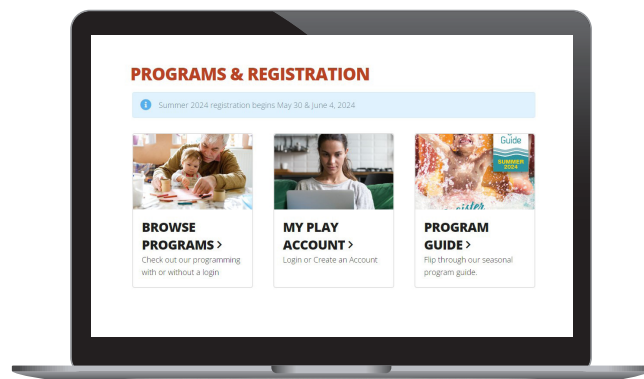
STEP 3 - Register

- Find the course you want to register in and click '**Book Now**'
- Sign into your account
- Follow the prompts to add course to your cart and click '**Checkout**'
- Enter payment

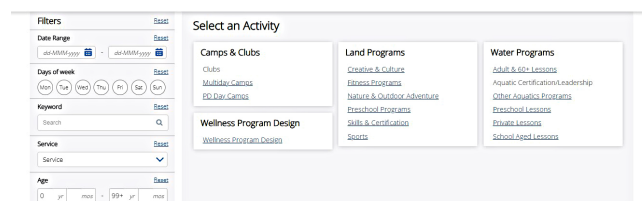
*Important - Payment can be made by account credit, debit card, VISA or Mastercard online. Cash is accepted in person at the Canada Games Centre



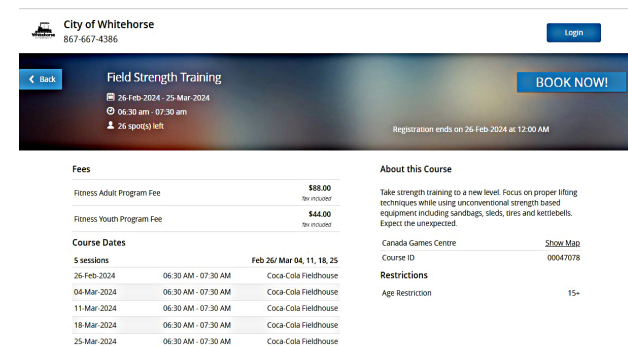
Please note: our system runs best with the most recent version of Google Chrome.



Step 1



Step 2



Step 3

QUICK TIPS

1. Test your login information ahead of time, browse the new program categories, and search for your programs by course ID, so you can find them easily on registration day.
2. Add all other immediate family members you want to register
3. Save a default MasterCard or Visa under Financial Info on your account to make checkout quick and easy.



NEED HELP?

For more information, please call 867-668-8360 or visit us in person at the Canada Games Centre.